



# Lesson 1. What's in a Name

A1

## **At the end of this lesson, students will be able to:**

1. Classify first name, middle name and last name.
2. Say and spell their names.
3. Give detailed introduction of oneself.
4. Determine main points or general information presented in the listening activities.



# Listen and Sing



## The Hello Song

Hello, hello, hello!  
What's your name?  
Hello, hello, hello!  
My name is Scott.  
My name is Scott.  
Hello Scott!  
Hello Scott!  
Hello!



# Warm Up

Read and complete the information.

Hi, I'm Annisa Sari  
My **first name** is Annisa,  
But **everyone calls me**  
Nisa.



FIRST MIDDLE LAST

Hi, My name is Elizabeth.  
My **full name** is  
Elizabeth Tanner. My  
**nickname** is Liz.



FIRST MIDDLE LAST

Hello. I am Tyler  
Moore. My **first name**  
is Caden. Tyler is my  
**middle name.**



FIRST MIDDLE LAST



# Telling Your Name

Complete the sentences. Then compare with a partner.

1. My first name is \_\_\_\_\_.
2. Everyone calls me \_\_\_\_\_.
3. My last name is \_\_\_\_\_.
4. My middle name is \_\_\_\_\_.
5. My nickname is \_\_\_\_\_.
6. My teacher's name is \_\_\_\_\_.

Listen to your teacher say the alphabet. Circle all the letters of your name.

<b>Aa</b>	<b>Bb</b>	<b>Cc</b>	<b>Dd</b>	<b>Ee</b>	<b>Ff</b>	<b>Gg</b>	<b>Hh</b>	<b>Ii</b>	<b>Jj</b>	<b>Kk</b>	<b>Ll</b>	<b>Mm</b>
<b>Nn</b>	<b>Oo</b>	<b>Pp</b>	<b>Qq</b>	<b>Rr</b>	<b>Ss</b>	<b>Tt</b>	<b>Uu</b>	<b>Vv</b>	<b>Ww</b>	<b>Xx</b>	<b>Yy</b>	<b>Zz</b>





# Listening Activity



## Listening 1.1


Listen. Match the statement and questions to the correct reply on the right. Practice the conversation with your partner.

- |                                 |                 |
|---------------------------------|-----------------|
| 1. What's your name?            | a. Reeves       |
| 2. What's your <u>surname</u> ? | b. R-E-E-V-E-S  |
| 3. R-double E-V-E-S.            | c. That's right |
| 4. Can you spell that?          | d. Anika        |
| 5. Can you spell that?          | e. A-N-I-K-A    |



Make a list of people's name.

Girls	Boys
1.	
2.	
3.	
4.	



Your **last name** is also called your **surname**. In some cultures it is called **family name**.



# Word Search

Find the 23 names in the box. Write them on the space provided.

A	N	N	A	J	A	N	E	B	E	N
L	I	H	E	R	M	R	J	A	C	K
E	C	O	F	R	E	D	O	T	O	M
X	K	I	M	S	A	M	H	I	D	H
S	A	L	L	Y	T	O	N	Y	A	I
B	I	L	L	V	I	C	K	Y	I	M
H	M	I	S	S	M	A	R	Y	S	L
E	P	A	T	P	A	U	L	B	Y	U
R	M	R	S	H	I	S	J	I	M	C
S	P	E	T	E	R	S	O	M	A	Y



1. Anna
2. \_\_\_\_\_
3. \_\_\_\_\_
4. \_\_\_\_\_
5. \_\_\_\_\_
6. \_\_\_\_\_
7. \_\_\_\_\_
8. \_\_\_\_\_



1. Ben
2. \_\_\_\_\_
3. \_\_\_\_\_
4. \_\_\_\_\_
5. \_\_\_\_\_
6. \_\_\_\_\_
7. \_\_\_\_\_
8. \_\_\_\_\_
9. \_\_\_\_\_
10. \_\_\_\_\_
11. \_\_\_\_\_



1. Alex
2. \_\_\_\_\_
3. \_\_\_\_\_



# Role Play

Practice the conversation with your teacher.

**Mr. Martin:** Good morning. Are you here for an English class?

**Annisa:** Yes, I am. I'm Annisa Sari.

**Mr. Martin:** OK. You're in Room B.

**Liz:** And I'm Elizabeth.

**Mr. Martin:** Are you Elizabeth Loo?

**Liz:** No, I'm not. I'm Elizabeth Tanner.

Am I in Room B, too?

**Mr. Martin:** Yes. . . . Wait – no, you're not. You're in Room G.

**Liz:** Oh, no! Annisa, we're not in the same class!





# Language Focus



## The verb be: I, you, and we

### Statement

**I'm** Annisa.

**You're** in Room G.

**We're** in different classes.

**I'm not** Elizabeth.

**You're not** in Room G.

**We're not** in different classes.

### Contractions

*I'm – I am*

*You're – you are*

*We're – we are*

### Questions and Short Answers

**Are you** Annisa?

Yes, **I am**.

No, **I'm not**.

**Am I** in room B?

Yes, **you are**.

No, **you're not**.

**Are we** in the same class?

Yes, **we are**.

No, **we're not**.

### Common Errors

Use the full form of the verb be in short answers with yes.

Yes, I **am**. (NOT Yes, I'm)

Yes, we **are**. (NOT Yes, we're)



# Grammar Exercise

Complete the conversations. Then practice with a partner.

1. A. \_\_\_\_\_ you David?  
B. Yes, I \_\_\_\_\_. \_\_\_\_\_ we in the same class?  
A. Yes, we \_\_\_\_\_. I \_\_\_\_\_ Patrick.  
B. Hi, Patrick. Nice to meet you.
2. A. Hey, Jenny. \_\_\_\_\_ you here for an English class?  
B. No, I \_\_\_\_\_ not. I \_\_\_\_\_ here for a French class.  
A. OK. See you later
3. A. You \_\_\_\_\_ in my class right?  
B. Yes I \_\_\_\_\_. \_\_\_\_\_ Nicole Johnson.  
C. Nice to meet you.

**Choose a conversation and practice it.**  
**Use your own information.**



# Introduce Yourself

Read and answer the questions from your teacher.



Hello. My name is Chung Lee.  
I'm from South Korea.  
I live in Soeul.  
I'm 12 years old.  
My hobby is playing video games.  
What about you?



Hello. My name is Leticia.  
I'm from Tijuana, Mexico.  
I'm 10 years old.  
I like dogs.  
What about you?



# Introduce Yourself

Introduce yourself using these prompts.

Hi, My name is \_\_\_\_\_ .

I come from \_\_\_\_\_ (country).

I live in \_\_\_\_\_ (city).

I'm \_\_\_\_\_ (age).

There are \_\_\_\_\_ people in my family. They are \_\_\_\_\_ .

I'm a student at \_\_\_\_\_ .

My favorite subject is \_\_\_\_\_ .

My hobbies are \_\_\_\_\_ .



## Listening 1.2

Pre-Listening: Picture story


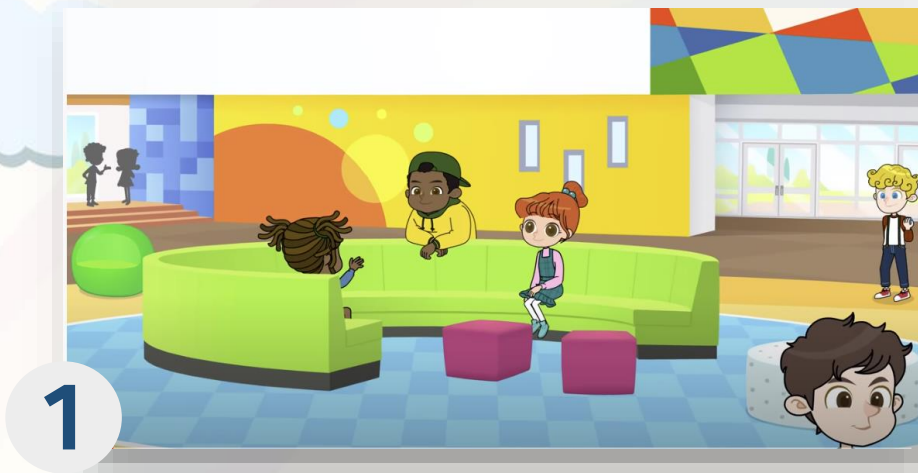
Post-Listening: Answer the questions about the video.

[https://www.youtube.com/watch?v=KKh\\_CallEp8](https://www.youtube.com/watch?v=KKh_CallEp8)



# Pre Listening Activity

Tell a story using the pictures.



# Post Listening Activity

Answer the following questions. Answer in a complete sentence.

1. Where is John from?
2. What language do Swedish people use?
3. What is John's father's job?
4. Why is John fluent in English?
5. What countries has John been?
6. What country did he say was awesome?
7. What toy can John play very well?



## Vocabulary Spotlight



### Diplomat

people that are sent from their home country, to meet with and talk to **diplomats** and leaders of foreign countries.



# Greetings

Read and practice. The change the underlined words using your details.

**Tyler:** Hi, My name is Tyler Moore.

**Jenny:** Hello. I'm Jennifer Davis. But you can call me Jenny.

**Tyler:** Nice to meet you Jenny.

**Jenny:** Nice to meet you too. Where do you live Tyler?

**Tyler:** I live in San Francisco.

**Jenny:** Oh! my grandparents live there. I'm from France, but I am living in New York now with my family.

**Tyler:** New York is nice. Oh! I think my class is about to start. See you next time Jenny.

**Jenny:** Yes, see you soon. Goodbye!



# Greetings

Match the greetings to the correct response.

1. Hello

2. Good morning

3. Good night

4. How are you?

5. Have a nice day!

6. See you tomorrow

6. I'm Helen

7. Nice to meet you

8. Goodbye

- a. Good night.
- b. Bye
- c. I'm John
- d. I'm fine thanks.
- e. You too!
- f. Nice too meet you too.
- g. Good morning.
- h. See you!
- i. Hi





# Pronunciation

Practice the tongue twister with your teacher.



red lorry,

yellow lorry

red lorry,

yellow lorry



# Say Goodbye



**See you next time!**





**MENTORS**

**THANK YOU!**