



# Lesson 12. I Can Do Things

A1



**At the end of this lesson, students will be able to:**

1. Identify different kinds of actions.
2. Use can and can't to express abilities.
3. Talk about what one is good at.
4. Ask answer yes-no questions using can.



# Listen and Sing

## Action Verbs Song

Fo, fo, fo, fo, follow me!  
Fo, fo, fo, fo, follow me!

Hepee Yepee! Let's go!  
Walk, walk, let's walk!  
Hepee Yepee! Let's go!  
Stomp, stomp, let's  
stomp!  
Hepee Yepee! Let's go!  
Waddle, waddle, let's  
waddle!  
Hepee Yepee! Let's go!  
Run, run, let's run!



Fo, fo, fo, fo, follow me!  
Fo, fo, fo, fo, follow me!

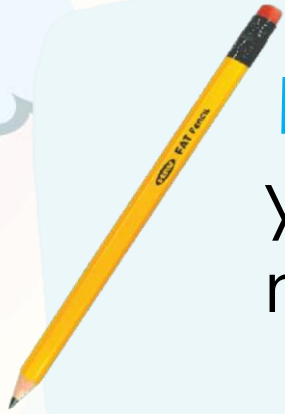
Hepee Yepee! Let's go!  
Jump, jump, let's jump!  
Hepee Yepee, Let's go!  
Hop, hop, let's hop!  
Hepee Yepee, Let's go!  
Dance, dance, let's  
dance!  
Hepee Yepee! Let's go!  
Clap, clap! let's clap!





# Warm Up


Try to do the following.



*Write*  
your  
name



*Blink*  
your  
eyes



*Clap*  
your  
hands



*Touch*  
your  
toes



*Stretch*  
your  
arms



*Hop*  
on  
one  
foot



# Language Focus



## Action Verbs

An **action verb** is a verb that expresses physical or mental action.

The **action verb** tells us what the subject or our sentence is doing-physically or mentally.

### Examples of Action Verbs:

To find an **action verb**:

1. Find the word in the sentence that is something someone or something can **do**.
2. Remember that the action can be physical or mental.

Examples of **action verbs**: skip, smell, think

Examples of **action verbs** in a sentence:

- . Marie **drinks** milk.
  - **drinks** tells us what Marie does.
- . Louis **thinks** about the math problem.
  - **thinks** tells us that Louis does (mentally).



# Vocabulary Exercise

Rearrange the letters to form action verbs.




in sg

\_\_\_\_\_



ne cda

\_\_\_\_\_



hlu ag

\_\_\_\_\_



wter i

\_\_\_\_\_



er ad

\_\_\_\_\_



rdik n

\_\_\_\_\_



tea

\_\_\_\_\_



lan ec


\_\_\_\_\_





# Language Practice

Complete the sentences using the words in the box.



1. She \_\_\_\_\_s  
\_\_\_\_\_ the  
trampoline.




5. She \_\_\_\_\_s  
\_\_\_\_\_ you.



2. He \_\_\_\_\_s  
\_\_\_\_\_ music.



6. They  
\_\_\_\_\_ for  
the bus.



3. He \_\_\_\_\_s  
\_\_\_\_\_ the ball.



7. He \_\_\_\_\_s  
\_\_\_\_\_ the  
music.






4. He \_\_\_\_\_s  
\_\_\_\_\_ town.

pick up  
dance to  
smile at  
jump on  
wait for  
look around  
listen to



# Vocabulary



## Vocabulary Spotlight

be good / not good at

We use good/not good + *at* to talk about things that we do well or badly:

- ✓ I'm going at climbing.
- ✓ Be good / not good at

WHAT ABOUT YOU?

What are you good at?

I am good at ...

I am not good at ...





# Language Focus

Complete the questions and answers.

1

A: Can Sam swim?  
B: Yes, \_\_\_\_\_ swim.

2

A: \_\_\_\_\_ Mia ride a bike?  
B: Yes, \_\_\_\_\_ ride a bike.

3

A: \_\_\_\_\_ Sam and Mia surf?  
B: No, \_\_\_\_\_ surf.



## The Modal verbs for ability: can and can't

Sam can swim.  
He can swim.

Sam can't swim.  
He can't swim.

Can Sam swim?  
Yes, he can. / No, he can't.

Mia can ride a bike.  
She can ride a bike.

Mia can't ride a bike.  
She can't ride a bike.

Can Mia ride a bike?  
Yes, she can. / No, she can't.

Sam and Mia can surf.  
They can surf.

Sam and Mia can't surf.  
They can't surf.

Can they surf?  
Yes, they can.  
No, they can't.

**Contraction** *can't = cannot*



# Role Play

Practice the conversation with your partner.

Mia: Can swim?

Sam: Yes, I can. Can you swim?

Mia: No, I can't. But I can ride a bike?

Sam: Oh, I can ride a bike, too. Hey, do you want to go to the beach?

Mia: Yes. It's not far away. Can you surf?

Sam: No, I can't. Can you teach me?

Mia: No, I can't but my brother can teach you. Let's go and see him. We can go to the beach together.





# Listening Activity



Listening 12.2 Watch and answer the activity below.

<https://www.youtube.com/watch?v=a91oTyA0Oq8>



What can you see?

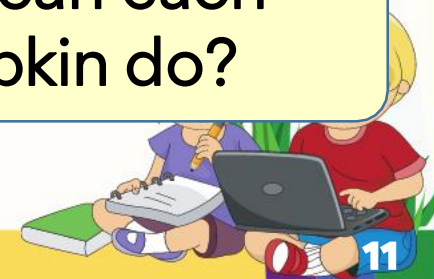
I can see...

Can you count them?

Yes, I can.

No, I can't.

What can each pumpkin do?





# Reading and Comprehension

Read and complete the sentences.



Kristine is a good cook. She **can** make spaghetti, chocolate cake and friend chicken.



Charlie has a big appetite. He **can** eat a whole chicken and cake.



Nancy is very smart. She **can** speak French, Spanish and English.

Complete the questions and answers.

1. \_\_\_\_ Kristine cook?
2. \_\_\_\_ Kristine speak many languages?


1. \_\_\_\_ Charlie eat a lot?
2. \_\_\_\_ Charlie cook?

1. \_\_\_\_ Nancy speak many languages?
2. \_\_\_\_ Nancy cook?



# Useful Things

What can we use these things for? Match and say the sentence.



eraser

notebook



camera

pot

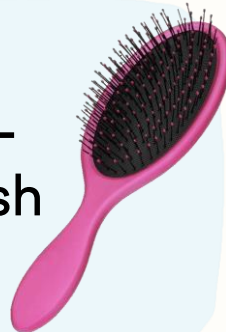


sharpener



telephone

hair-  
brush



broom



- a) sweeping the floor
- b) writing notes
- c) sharpening the pencil
- d) erasing notes
- e) taking pictures
- f) combing hair
- g) cooking food



I can use  
\_\_\_\_\_ for  
\_\_\_\_\_.

# Sentence Building

Use **can** or **can't** and the verb from the picture to complete the sentences.

Example: 1. *He can't jump.*


1. jump



2. swim



3. write



4. swim



5. sing



8. play



7. dance



8. fly



- 2. It \_\_\_\_\_.
- 3. She \_\_\_\_\_.
- 4. He \_\_\_\_\_.
- 5. They \_\_\_\_\_.
- 6. He \_\_\_\_\_.
- 7. They \_\_\_\_\_.
- 8. It \_\_\_\_\_.







# Body Parts of Abilities

Name the body parts and say what you can and can't do with each.

- I can see with my eyes.
- I can't jump with my eyes.



eye



Get the verbs from this link: :

<https://blogs.transparent.com/english/body-parts-and-their-verbs/>





# Let's Talk

Practice the conversation with your partner.

1. What is your favorite activity?
2. What is your least favorite thing to do?
3. What do you like to do at school?
4. What do you usually do at home?
5. What is that you hate doing?
6. Who do you play with most of the time?
7. What are the things you are good at?
8. Can you do a magic trick?

Look and Say



# Pronunciation

Practice the tongue twister with your teacher.

Can you can

a can

as a canner

can a can a can?

Look and say







**MENTORS**

**THANK YOU!**