



LESSON 16. IT'S MY
SPECIAL DAY



What can you see in the picture?

Vocabulary Build Up

- Write the missing letter. Use the words from the box. Discuss the words with your teacher.

music	guests	food	games
clown	a cake	presents	balloons



1

b _ _ _ _ _ s



2

g _ _ _ _ s



3

g _ _ _ _ s



4

p _ _ _ _ _ s



5

a c _ _ _ e



6

f _ _ _ d



7

c _ _ _ _ n



8

m _ _ _ _ c

Plan Your Birthday Party

- Using the pictures on the right, plan your birthday party with your teacher.

1. Plan the food
2. Plan the drink
3. Plan the venue
4. Plan the music
5. Plan the games
6. Plan who to invite
7. Choose the time



Balloons



Cake



Fruits



Ice cream



Clown



Confetti



Soda



Friends



Garden



Sack Race

You are Invited

- People like to receive invitations especially in a birthday party. Use the words on the right to complete the invitation card.



Please come to my birthday party.

- The Club House, 123 Main Street
- At 3:00 p.m.
- Sam's 5th Birthday Party
- Sunday, August 17th

You are Invited

- Complete the dialogue then practice with your teacher.



We are having a party on Saturday. Can you come?



At about seven, it will be a garden party.



Just some friends. You know them all, I think.

Ok, _____



No nothing, there will be plenty of food and drink.

Ordinal Numbers



Practice ordinal numbers with you teacher



1st	2nd	3rd	4th	5th	6th	7th	8th	9th
10th	11th	12th	13th	14th	15th	16th	17th	
18th	19th	20th	21st	22nd	23rd	24th		
25th	26th	27th	28th	29th	30th	31st		



When's your birthday?



It's on **the 3rd**. It's on **May 3rd**. It's on **Tuesday, May 3rd**.



Ordinal Numbers

- Write the ordinal numbers that tell what place each item is in.

1. 
The  is in the _____ place.

3. 
The  is in the _____ place.

2. 
The  is in the _____ place.

4. 
The  is in the _____ place.

How old are you?

- Complete the sentences.



I will be 10 years old on the 7th of January.



She will be _____ on the _____ of _____.



He will be _____ on the _____ of _____.

Use the pattern above to talk about birthdays of your family.



It's Ana's birthday and all her family and friends are there. Everybody is having a wonderful time.

Her father is washing the dishes. Her sister is singing a song. Her friends are eating spaghetti. Her grandparents are watching her friends. Ana is opening her presents. Her mother is taking her pictures.

Everybody is having a good time! Happy Birthday Ana!

■ Circle the correct answer.

1. It's Anna's graduation day. **True or False**
2. Only her family is there. **True or False**
3. Her father is washing the dishes **True or False**
4. Her sister is singing a song **True or False**
5. Her friends are eating pizza. **True or False**
6. Anna is taking pictures. **True or False**
7. Her mom is opening the presents. **True or False**
8. Everybody is having a good time. **True or False**



Birthday Gift

- Encircle the present you would like to receive on your birthday.



Books



Guitar




bicycle



necklace



shoes



dress



toys



gadgets

1. When is your birthday?
2. Where did you celebrate your last birthday?
3. How do you usually celebrate your birthday?
4. Who do you usually invite to your party?
5. Do you remember what gifts you received on your last birthday?
6. What is the best gift you have ever received on your birthday?
7. Do you make a wish on your birthday?

The End