

# fun with phonics


A collection of decorative icons in teal and light blue. A smiley face is positioned to the left of the word 'with'. A five-pointed star is above the 'i' in 'with'. A musical note is to the right of 'with'. A cartoon cat is to the right of 'with'. A heart is inside the letter 'o' of 'phonics'.

1

# Phonics 1 – Single Letters

a – b – c

Listen and Repeat



apple



book



cat



apple has “a” sound.



book has “b” sound.




cat has “c” sound.

# Phonics 1 – Single Letters

a – b – c

Trace and write



Listen and Repeat

**a** is for



**a**pple

**b** is for



**b**ook

**c** is for




**c**at

# Phonics 1 – Single Letters

a – b – c

Listen and Repeat

Aa



apple



alligator



ant

Bb



book



bed



bat

Cc



cat



cap



cup

# Phonics 1 – Single Letters

a – b – c

Choose the right picture.

Aa



Bb



Cc



# Phonics 1 – Single Letters

a – b – c

Listen and check.

**b**  
example:



**a** ✓

**C**



**B**

**c**



**b**

**A**



**C**

**a**



**c**

**B**






**A**

# Phonics 1 – Single Letters

a – b – c

Read along!

See the .  
The  on the .

See the .  
The  on the .

See the .  
The  on the .

**I can read!**

(sight words)

see

the

on


# Phonics 1 – Single Letters

d – e – f

Listen and Repeat



dog




**e** Elephant



fish



dog has “d” sound.



elephant has “e” sound.



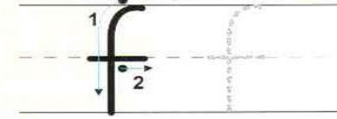

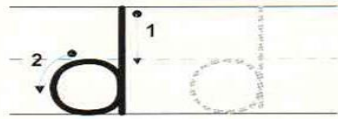
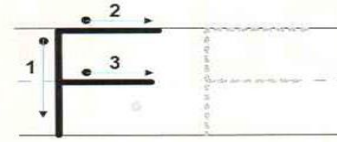
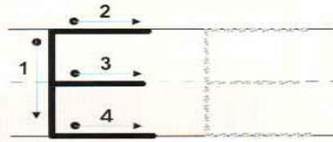
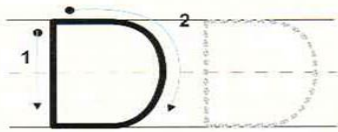
fish has “f” sound.



# Phonics 1 – Single Letters

d – e – f

Trace and write



Listen and Repeat

d

is for



dog

e

is for



elephant

f

is for



fish

# Phonics 1 – Single Letters

d – e – f

Listen and Repeat

**Dd**



dog




duck




desk

**E**



e elephant



egg



Eskimo

**Ff**



fish



frog




flag

# Phonics 1 – Single Letters


d – e – f

Choose the right picture.

Dd



Ee



Ff



# Phonics 1 – Single Letters

d – e – f

Listen and check.

e  
example:



*flag*

f ✓

D



E

d



e

F



D

f



d

E






F




# Phonics 1 – Single Letters


d – e – f

Read along!

This is a  .  
It is my  .  
It is on the  .

This is an  .  
It is my  .  
It is on the  .

This is a  .  
It is my  .  
It is on the  .



**I can read!** (sight words)  
this is a an it my

# Phonics 1 – Single Letters

g – h – i

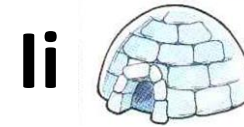
Listen and Repeat




gorilla



hat



igloo



gorilla has “g” sound.



hat has “h” sound.

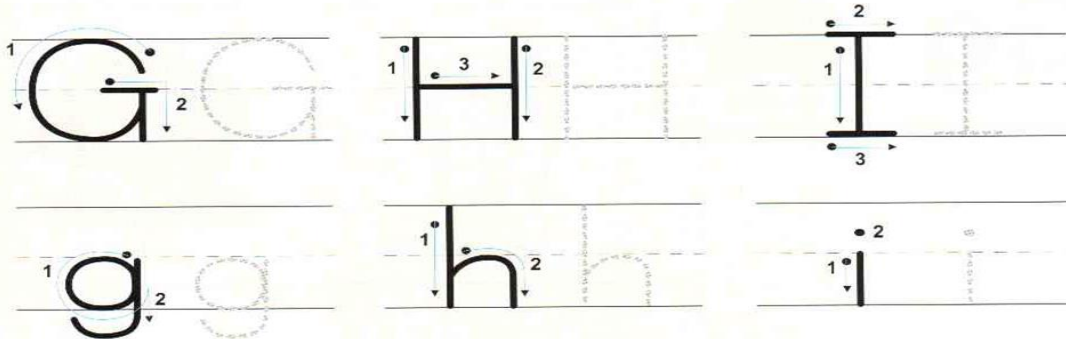


igloo has “i” sound.

# Phonics 1 – Single Letters

g – h – i

Trace and write



Listen and Repeat

g

is for



gorilla

h

is for



hat

i

is for




igloo

# Phonics 1 – Single Letters

g – h – i

Listen and Repeat

Gg



gorilla



glass




girl

Hh



hat



hippo



hand

Ii



igloo



insect



Indian



# Phonics 1 – Single Letters

g – h – i

Choose the right picture.


Gg



Hh



Ii



# Phonics 1 – Single Letters

g – h – i


Listen and check.


**h**  
example:  *glass* 

**l**  **H**

**gg**  **i**

**H**  **l**

**gg**  **h**

**l**  **G**

# Phonics 1 – Single Letters

g – h – i

Read along!


I am a  .  
I am with my  .

I am a  .  
I am with my  .

I am an  .  
I am with my  .

**I can read!** (sight words)

I      am      with



# Phonics 1 – Single Letters

j – k – l

Listen and Repeat

Jj



jet

Kk



king

Ll



lion



jet has “j” sound.



king has “k” sound.



lion has “l” sound.

# Phonics 1 – Single Letters

j – k – l

Listen and Repeat

Jj

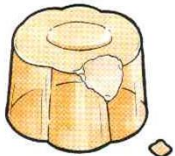


jet



jacke

t



jello


Kk



king



key



kangaroo

Ll



lion



lamp



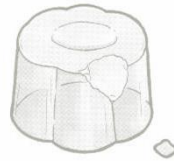
lemon

# Phonics 1 – Single Letters

j – k – l

Choose the right picture.

Jj



Kk



Ll




# Phonics 1 – Single Letters

j – k – l


Listen and check.


l  
example:  *king*      k 

J  K

k  j

J  L

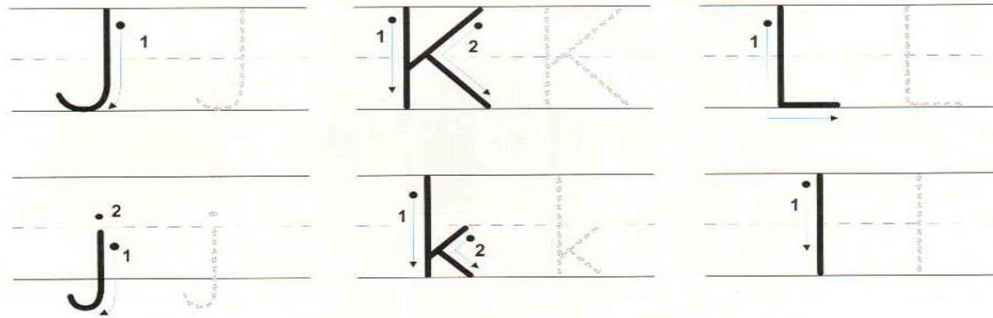
l  j

K  J




# Phonics 1 – Single Letters

j – k – l

Trace and write



Listen and Repeat

j	is for		jet
k	is for		king
l	is for		lion



# Phonics 1 – Single Letters

j – k – l

Read along!

The  has a .

The  likes the .

The  has a .

The  likes the .

The  has a .

The  likes the .



**I can read!**

(sight words)

has  
likes

# Phonics 1 – Single Letters

m - n - o

Listen and Repeat

**Mm**



mouse

**Nn**



nut

**Oo**



otopus



mouse has “m” sound.



nut has “n” sound.




octopus has “o” sound.

# Phonics 1 – Single Letters

m - n - o

Trace and write



Listen and Repeat

**m** is for



**m**ouse

**n** is for



**n**ut

**o** is for



**o**ctopus

# Phonics 1 – Single Letters

m - n - o

Listen and Repeat

**Mm**



**m**ouse



**m**elon

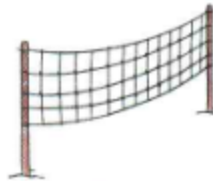


**m**ap

**Nn**



**n**ut



**n**et



**n**est

**Oo**



**o**ctopus



**o**x



**o**strich

# Phonics 1 – Single Letters

m - n - o

Choose the right picture.

Mm



Nn



Oo



# Phonics 1 – Single Letters

m - n - o

Listen and check.

1



Ye  
s

No

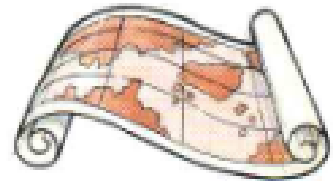
2



Ye  
s

No

3



Ye  
s

No

# Phonics 1 – Single Letters


m - n - o

Read along!

Who has the 🍌 ?  
The 🐭 has the 🍌 .

Who has the 🥚 ?  
The 🐣 has the 🥚 .

Who has the 🐙 ?  
The 🐮 has the 🐙 .



**I can read!**  
(sight words)  
**who**

# Phonics 1 – Single Letters

p - q - r

Listen and Repeat

Pp



panda

Qq



queen

Rr



ring



panda has “p” sound.



queen has “q” sound.




ring has “r” sound.



# Phonics 1 – Single Letters

p - q - r

Trace and write



Listen and Repeat

**p**

is for



**p**anda

**q**

is for



**q**ueen

**r**

is for



**r**ing

# Phonics 1 – Single Letters

p - q - r

Listen and Repeat


Pp



panda



pen



pig


Qq



queen



question



quilt

Rr



ring



rabbit



robot

# Phonics 1 – Single Letters

p - q - r

Choose the right picture.


Pp



Qq



Rr




# Phonics 1 – Single Letters

p - q - r

Listen and check.

1



Ye  
s

No


2



Ye  
s

No

3



Ye  
s

No

# Phonics 1 – Single Letters


p - q - r

Read along!

The 🐼 said,  
"I like my 🖋️ and 🐘."

The 🐼 said,  
"I like my 🎮 and ?."

The 🐰 said,  
"I like my 💍 and 🐼."



# Phonics 1 – Single Letters

s - t - u - v

Listen and Repeat

Ss



sock

Tt



tiger

Uu



umbrella

Vv



violin



sock has “s” sound.



tiger has “t” sound.



umbrella has “u” sound.




violin has “v” sound.

# Phonics 1 – Single Letters

s - t - u - v

Trace and write



Listen and Repeat

<b>s</b>	<b>is for</b>		<b>sock</b>
<b>t</b>	<b>is for</b>		<b>tiger</b>
<b>u</b>	<b>is for</b>		<b>umbrella</b>
<b>v</b>	<b>is for</b>		<b>violin</b>

# Phonics 1 – Single Letters

s - t - u - v

Listen and Repeat

**Ss**



sock



sun



sea

**Tt**



tiger



truck



tent

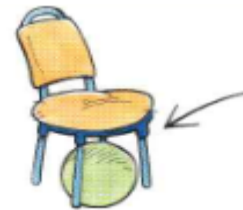
**Uu**



umbrella



up



under

**Vv**



violin



vest



vase



# Phonics 1 – Single Letters

s - t - u - v

Choose the right picture.

Ss



Tt



Uu



Vv



# Phonics 1 – Single Letters

s - t - u - v

Listen and check.

1



Ye  
s

No

2



Ye  
s

No

3



Ye  
s

No

4



Ye  
s

No

# Phonics 1 – Single Letters

s - t - u - v

Read along!


Where is the  ?

The  is under the  .

Where is the  ?


The  is under the  .

Where is the  ?

The  is under the  .

**I can read!**  
(sight words)

where  
under



# Phonics 1 – Single Letters

w – x – y – z

Listen and Repeat

**Ww**



watch

**Xx**



box

**Y**



**y**

yacht

**Zz**



zebra



watch has “w” sound.



box has “x” sound.



yacht has “y” sound.

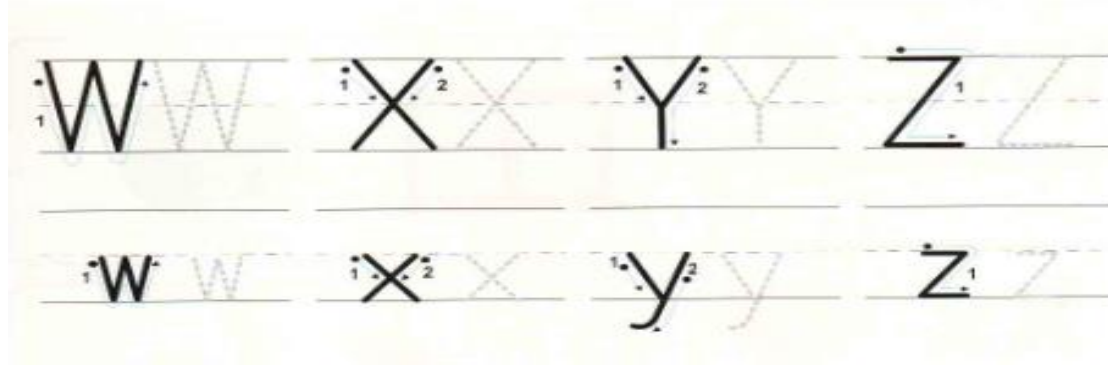


zebra has “z” sound.

# Phonics 1 – Single Letters

w – x – y – z

Trace and write



Listen and Repeat

w

is for



watch

x

is for



box

y

is for



yacht

z

is for



zebra

# Phonics 1 – Single Letters

w – x – y – z

Circle the right letters.

1



Yy

Zz

2



Ww

Yy

3



Ww

Zz

4



Zz

Xx

# Phonics 1 – Single Letters

w – x – y – z

Listen and Repeat

**Ww**



watch



window



watermelon

**Xx**



box



fox




six

**Y**




**y**

yacht



yoyo



yellow

**Zz**



zebra



zoo



zero

# Phonics 1 – Single Letters

w – x – y – z

Choose the right picture.

Ww




Xx



Yy



Zz





# Phonics 1 – Single Letters

w – x – y – z

Listen and check.


1



Ye  
s

No

2



Ye  
s

No

3



Ye  
s

No

4






Ye  
s




No




# Phonics 1 – Single Letters

w – x – y – z

Read along!

I can see the  .  
The  is in the  .

I can see the  .  
The  is in the  .

I can see the  .  
The  is in the  .

I can see the  .  
The  is in the  .

**I can read!**

(sight words)

can in



# Phonics 1 – Single Letters

## Review

Let's chant!

m m



m m m

n n



n n n

o o



o o o

p p



p p p

q q



q q q

r r



r r r

s s



s s s

t t



t t t

u u



u u u

v v



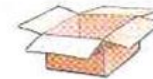
v v v

w w



w w w

x x



x x x

y y



y y y

z z



z z z

# Phonics 1 – Single Letters

## Review

Choose the right letters.

p q **r**



**R** Q P

p q r



R Q P

s t u



T S U

m n o




O N M

t u v




U T V

v w x



V W X

m n o



N M O

w x y



Y W X

w x y



Y W X

# Phonics 1 – Single Letters

## Review

Choose the correct picture.

Oo

ex.




Rr

a.



b.



Vv

a.



c.



b.



Tt

a.



c.



b.



Zz

a.



c.



b.



c.

# Phonics 1 – Single Letters

## Review

Listen and choose the right word.



ex. a. miss

b. moss


c. mouse



a. nut

b. note

c. not



a. winner

b. window

c. windy



a. vase

b. base

c. vest



a. soon

b. son

c. sun

# Phonics 1 – Single Letters

## Review

Choose the correct letter.



a e o



i a u



e i o



a i e



e o u



b v d



p f t



k q c



l r n



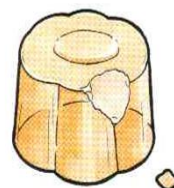
m n l

# Phonics 1 – Single Letters

## Review

Choose the correct match.

  
Mm


  
Ll


  
Oo

  
Ff

  
Jj

  
Zz

  
Pp


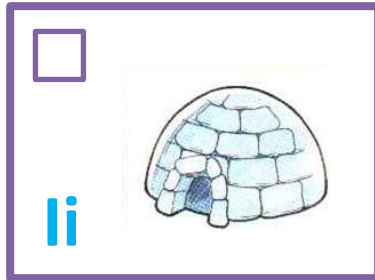

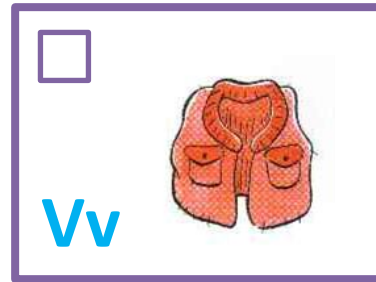
  
Rr



# Phonics 1 – Single Letters

## Review

Choose the correct match.



e

# Phonics 1 – Single Letters

## Review

Check the correct picture.



ex. a.



b.



1. a.



b.



2. a.



b.



3. a.



b.



4. a.



b.



c.

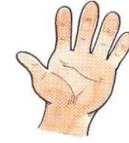
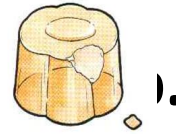
# Phonics 1 – Single Letters

## Review

Listen to the beginning sound and choose the correct picture.



ex.



5. a.



c.



6. a.



c.



7. a.



c.



8. a.



c.

# Phonics 1 – Single Letters

## Review

Listen and choose the right word.

**Kk**

ex. a.



king

c.



kind

b.



kid

**Oo**

8. a.



c.



b.



**Ee**

9. a.



c.



b.



**Ll**

10. a.



c.



b.




# Phonics 1 – Single Letters

## Review


Listen to each word and write the beginning letters for word.

ex.

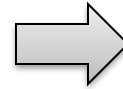


**Bb**


12.



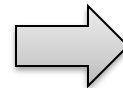
13.



14.



15.



# Phonics 1 – Single Letters




Choose the picture with a different beginning sound.

## Review

ex.  a.  c.  b. 

16. a.  c.  b. 

17. a.  c.  b. 

18. a.  c.  b. 

19. a.  c.  b. 

# Phonics 1 – Single Letters

## Review

Choose the correct match.

ex. Oo 

li 

Dd 


20. Bb 

Y 

E 

21. Uu 

y 


e  Dd 

22. Jj 

Pp 

Qq 

23. Hh 

E 

Vv 

e

# Phonics 1 – Single Letters

Choose the right beginning letters for the picture.

Review

ex.



a. E                      Oo                      b.  Aa

c.


24.



a. ~~E~~ Pp                      Ff                      b. Vv

c.

25.



a. li                      Uu                      b. Ll

c.

26.



a. Oo                      Aa                      b. Uu

c.




# Phonics 1 – Single Letters




## Review

Listen to each word and write the beginning letters for word.



ex.





27.



28.



29.



30.

