

Success With

Grammar

Scholastic Inc. grants teachers permission to photocopy the reproducible pages from this book for classroom use. No other part of this publication may be reproduced in whole or in part, or stored in a retrieval system, or transmitted in any form or by any means, electronic, mechanical, photocopying, recording, or otherwise without written permission of the publisher. For information regarding permission, write to Scholastic Inc., 557 Broadway, New York, NY 10012.

Cover design by Ka-Yeon Kim-Li

ISBN-13 978-0-545-20106-3
ISBN-10 0-545-20106-3

Copyright © 2002, 2010 Scholastic Inc.
All rights reserved. Printed in the U.S.A.

1 2 3 4 5 6 7 8 9 10 40 17 16 15 14 13 12 11 10

New York • Toronto • London • Auckland • Sydney
Mexico City • New Delhi • Hong Kong • Buenos Aires

Teaching
Resources

About the Book

“Nothing Succeeds Like Success.”

–Alexandre Dumas the Elder, 1854

And no other resource boosts kids’ grammar skills like Scholastic Success With Grammar! For classroom or at-home use, this exciting series for kids in grades 1 through 6 provides invaluable reinforcement and practice in grammar topics such as:

- ▶ sentence types
- ▶ parts of speech
- ▶ common and proper nouns
- ▶ sentence structure
- ▶ contractions
- ▶ verb tenses
- ▶ subject-verb agreement
- ▶ punctuation
- ▶ capitalization
- and more!

Each 64-page book contains loads of clever practice pages to keep kids challenged and excited as they strengthen the grammar skills they need to read and write well.

You’ll also find lots of assessment sheets that give kids realistic practice in taking standardized tests – and help you see their progress!

What makes *Scholastic Success With Grammar* so solid?

Each practice page in the series reinforces a specific, age-appropriate skill as outlined in one or more of the following standardized tests:

- Iowa Tests of Basic Skills
- California Tests of Basic Skills
- California Achievement Test
- Metropolitan Achievement Test
- Stanford Achievement Test

Take the lead and help kids succeed with Scholastic Success With Grammar. Parents and teachers agree: No one helps kids succeed like Scholastic.

State Standards Correlations

To find out how this book helps you meet your state’s standards, log on to www.scholastic.com/ssw

Table of Contents

Telling Sentences and Questions.....	4
Exclamations and Commands.....	7
Types of Sentences, Capital <i>I</i>	10
Common Nouns.....	13
Capitalize Names and Places.....	16
Verbs.....	19
Simple Sentences.....	22
Past-Tense Verbs.....	25
Pronouns.....	28
Types of Sentences (part 2).....	31
Word Order.....	34
Plural Nouns.....	37
Adjectives.....	40
Verb <i>to be</i>	43
Irregular Verbs <i>go, do</i>	46
Quotation Marks.....	49
Contractions With <i>not</i>	52
Subject/Verb Agreement.....	55
More About Subject/Verb Agreement.....	58
Verbs <i>have, has, had</i>	61
ANSWER KEY.....	64

Telling Sentences and Questions

Read each sentence. Write *T* on the line if the sentence is a telling sentence. Write *Q* on the line if it is a question.

A **telling sentence** tells something. It begins with a capital letter and ends with a period.
A **question** asks something. It begins with a capital letter and ends with a question mark.

- 1 I took my pet to see the vet. _____
- 2 Was your pet sick? _____
- 3 What did the vet do? _____
- 4 The vet checked my pet. _____
- 5 The vet said my pet had a cold. _____

The order of the words in a sentence can change its meaning. Write *T* next to the sentence that is a telling sentence. Write *Q* next to the sentence that is a question.

- 6 Is your pet well now? _____
- 7 Now your pet is well. _____

Telling Sentences and Questions

Underline the capital letter that begins each sentence. Add a period (.) if it is a telling sentence. Add a question mark (?) if it is a question.

A **telling sentence** tells something. It begins with a capital letter and ends with a period.

A **question** asks something. It begins with a capital letter and ends with a question mark.

- 1 The vet is nice _____
- 2 She helped my dog _____
- 3 Did she see your cat _____
- 4 Is the cat well now _____
- 5 My cat feels better _____

The order of the words in a sentence can change its meaning. Change the word order in the telling sentence to make it a question. Write the question.

- 6 He will take the cat home.
-

Telling Sentences and Questions

Look at the underlined part of each sentence. If it is written correctly, fill in the last bubble. If not, fill in the bubble next to the correct answer.

1 The girl likes dogs.

- the girl
- Girl the
- correct as is

2 the vet helps sick pets.

- the Vet
- The vet
- correct as is

3 The boy likes cats?

- cats.
- cats
- correct as is

4 Is the vet nice?

- nice
- nice.
- correct as is

5 do you have a pet?

- Do You
- Do you
- correct as is

6 Is when the vet open?

- When is
- when Is
- correct as is

7 he has a bird.

- Has he
- He has
- correct as is

8 My dog likes the vet?

- The vet.
- the vet.
- correct as is

9 Who has a goldfish.

- goldfish?
- goldfish
- correct as is

10 will you see the vet again?

- Will you
- You
- correct as is

Exclamations and Commands

Read each sentence. Write *E* if the sentence is an exclamation. Write *C* if the sentence is a command.

- 1 Ruby copies Angela! _____
- 2 Look at their dresses. _____
- 3 They're exactly the same! _____
- 4 Angela is mad! _____
- 5 Look at Ruby! _____
- 6 Show Angela how Ruby hops. _____

An **exclamation** shows strong feelings, such as excitement, surprise, or fear. It begins with a capital letter and ends with an exclamation mark (!).

A **command** makes a request or tells someone to do something. It ends with a period or an exclamation mark.



Write each sentence correctly.

Exclamation be yourself

7 _____

Command don't copy other people

8 _____

Exclamations and Commands

Read each exclamation. Use words from the box to tell what strong feeling it shows.

excitement fear anger surprise

An **exclamation** shows strong feelings, such as excitement, surprise, or fear. It begins with a capital letter and ends with an exclamation mark (!). A **command** makes a request or tells someone to do something. It ends with a period or an exclamation mark.

1 I lost my jacket. I'll be so cold!

2 Look what I have!

3 I didn't know you had my jacket!

4 Give it to me now!

Look at the picture.

5 Circle the command that goes with the picture.

Please don't be upset! Wear your new hat.

6 Write another command for the picture.

7 Write an exclamation for the picture.



Exclamations and Commands

Read each exclamation. If it is written correctly, fill in the last bubble. If not, fill in the bubble next to the correct way to write it.

1 You are a great hopper

- you are a great hopper!
- you are a great hopper.
- You are a great hopper!
- correct as is

2 the picture looks beautiful.

- The picture looks beautiful!
- The picture looks beautiful
- the picture looks beautiful!
- correct as is

3 i can paint, too!

- i can paint, too
- I can paint, too!
- I can paint, too
- correct as is

4 I did it!

- i did it!
- I did it
- i did it
- correct as is

Read each command. If it is written correctly, fill in the last bubble. If not, fill in the bubble next to the correct way to write it.

5 teach me how to hop.

- teach me how to hop
- Teach me how to hop
- Teach me how to hop.
- correct as is

6 Hop backward like this

- Hop backward like this.
- hop backward like this
- hop backward like this!
- correct as is

Types of Sentences; Capital *I*

Read each sentence. Circle the beginning letter, end punctuation, and the word *I* in each sentence.

- 1 I sail my boat in the lake.
- 2 May I have a turn?
- 3 I am so happy!
- 4 Can Kiku and I play?
- 5 Bill and I fly the kite.

A **telling sentence**

begins with a capital letter and ends with a period. A **question** begins with a capital letter and ends with a question mark.

An **exclamation**

begins with a capital letter and ends with an exclamation mark.

A **command** begins with a capital letter and ends with a period.

The word *I* is always capitalized in a sentence.

Write each sentence in the correct box.

Telling Sentences

Questions

Exclamation

Types of Sentences; Capital *I*

Decide if each sentence is a telling sentence, a question, an exclamation, or a command. Write *T*, *Q*, *E*, or *C* on the lines.

- 1 My sister and I went to the lake. _____
- 2 Come see this. _____
- 3 I saw three little sailboats. _____
- 4 Put the boat in the water. _____
- 5 Did I have a good time? _____
- 6 You bet! I loved it! _____
- 7 Can I go again soon? _____

What would you do at the lake? Use the word *I* and your own ideas to finish the sentences.

- 8 At the lake _____ saw _____ .
- 9 _____ can _____ .
- 10 My friend and _____ liked _____ best.

A **telling sentence** begins with a capital letter and ends with a period. A **question** begins with a capital letter and ends with a question mark. An **exclamation** begins with a capital letter and ends with an exclamation mark. A **command** begins with a capital letter and ends with a period. The word *I* is always capitalized in a sentence.

Types of Sentences; Capital *I*

Read each sentence. If it is written correctly, fill in the last bubble.
If not, fill in the bubble next to the correct way to write it.

1 i have fun with my bike.

- I have fun with my bike.
- I have fun with my bike
- i have fun with my bike
- correct as is

2 can I ride to the beach

- Can I ride to the beach
- Can I ride to the beach?
- Can i ride to the beach?
- correct as is

3 i find a pretty shell

- I find a pretty shell
- i find a pretty shell.
- I find a pretty shell.
- correct as is

4 Jill and I see a crab.

- Jill and I see a crab
- Jill and i see a crab.
- Jill and i see a crab
- correct as is

5 get the shovel

- Get the shovel
- Get the shovel.
- get the shovel.
- correct as is

6 what a mess I made

- What a mess I made!
- What a mess I made
- what a mess I made!
- correct as is


Common nouns

name people, places,
or things.

Common Nouns

Read each sentence. Circle the common nouns.

- 1 The boy made a boat.
- 2 The brothers went to the park.
- 3 A girl was with her grandmother.
- 4 Two boats crashed in the lake.
- 5 Friends used a needle and thread to fix the sail.



Write the common nouns you circled under the correct heading below.

People

Places

Things

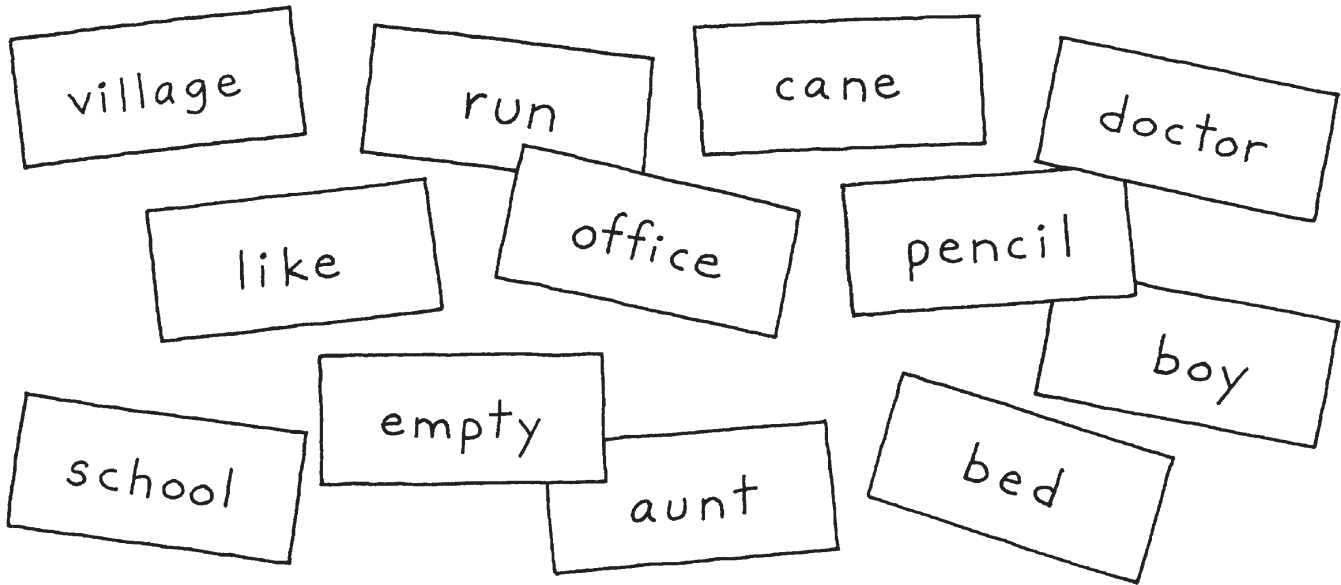
Name _____

Common nouns

name people, places,
or things.

Common Nouns

Help sort the cards. Some of the words are nouns. Some are not. Circle the nouns.



Write each noun you circled under the correct heading.

People	Places	Things
_____	_____	_____
_____	_____	_____
_____	_____	_____

Common Nouns

Look at the underlined word in each sentence. If it is a common noun, fill in the bubble next to yes. If it is not a common noun, fill in the bubble next to no.

1 Our class went on a trip.

yes no

2 We went to the city.

yes no

3 The buildings were tall.

yes no

4 There were many cars.

yes no

A common noun is underlined in each sentence. Tell if it names a person, place or thing. Fill in the bubble next to the correct answer.

5 We went into a big room.

person place thing

6 Our teacher led us.

person place thing

7 I walked with my best friend.

person place thing

8 We sat at a long table.


person place thing

Capitalize Names and Places

Special names of people and places always begin with capital letters. They are called **proper nouns**.

Read each sentence. Circle the proper noun.

- 1 George Ancona is a photographer.
- 2 He was born in Mexico.
- 3 His family called him Jorgito.
- 4 They lived in Coney Island.
- 5 Now he travels to Honduras to take pictures.
- 6 Tio Mario worked in a sign shop.



Write the proper nouns you circled under the correct heading below.

People


Places

Name _____

Capitalize Names and Places

Special names of people and places always begin with capital letters. They are called **proper nouns**.

Read the postcard. Find the proper nouns. Write them correctly on the lines below.

Dear sue,	
It's very hot here in california. We visited the city of los angeles. Then we swam in the pacific ocean. I miss you.	sue wong 11 shore road austin, texas 78728
Love, tonya	

1 _____

2 _____

3 _____

4 _____

5 _____

6 _____

7 _____

8 _____

Write a sentence with a proper noun. Underline the capital letter or letters in the proper noun. Then write whether it names a person or a place.

Capitalize Names and Places

A proper noun is underlined in each sentence. Does it name a person or a place? Fill in the bubble next to the correct answer.

1 Betty is a photographer.

person place

2 She goes to Florida to take pictures.

person place

3 She meets her older brother Peter.

person place

4 She takes his picture in a city called Miami.

person place

Read each sentence. Find the proper noun. Fill in the bubble next to the word that is a proper noun.

5 Their friend is Emilio.

friend Emilio

Their is

6 They all went to Orlando.

Orlando all

They went

7 They visited Disney World there.

They

there

visited

Disney World

8 They walked down Main Street in the park.

park

walked

They

Main Street


A **verb** is an action word. It tells what someone or something is doing.

Verbs

Read each sentence. Write the action verb in the telling part of the sentence.

- 1 Ronald runs to the field.
- 2 Michael wears a batting helmet.
- 3 He smacks the ball hard.
- 4 Ronald holds the wrong end of the bat.
- 5 He misses the ball.
- 6 Ronald waits in left field.
- 7 He writes G for great.
- 8 Ronald's father helps him.

Write a sentence about the picture.
Use an action verb and circle it.

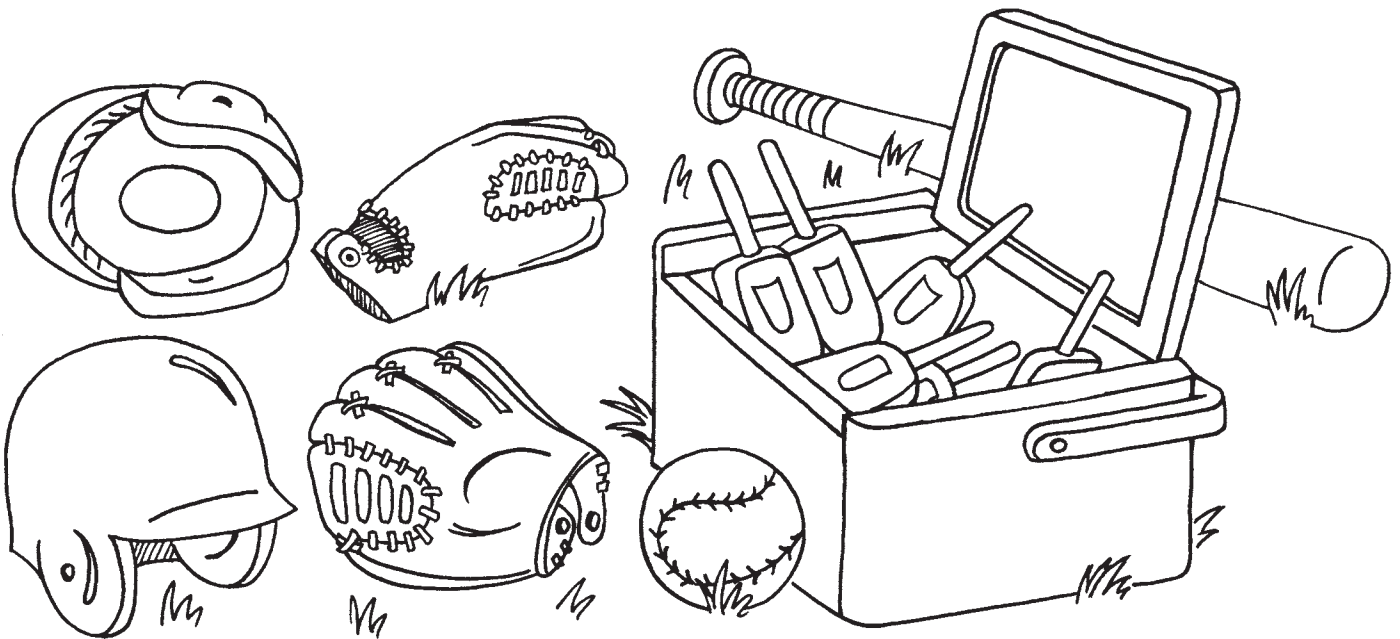


A **verb** is an action word. It tells what someone or something is doing.

Verbs

Draw a line to match each sentence with an action verb. Then write the action verbs on the lines to finish the sentences.

- 1 Moms and dads _____ the game. throws
- 2 The pitcher _____ the ball. opens
- 3 Ronald _____ his eyes. watch
- 4 The team _____ for Ronald. cheers
- 5 Ronald _____ the ball past the pitcher. runs
- 6 He _____ to first base. hits
- 7 Someone _____, "Go Ronald go!" eat
- 8 The kids _____ ice cream after the game. yells



Verbs

Look at the underlined word in each sentence. Fill in the correct bubble to tell whether or not it is an action verb.

- | | |
|--|---|
| 1 The dog <u>runs</u> down the road.
<input type="radio"/> action verb
<input type="radio"/> not an action verb | 2 The girl chases the <u>dog</u> .
<input type="radio"/> action verb
<input type="radio"/> not an action verb |
| 3 The dog finds a <u>bone</u> .
<input type="radio"/> action verb
<input type="radio"/> not an action verb | 4 The <u>sun</u> sets.
<input type="radio"/> action verb
<input type="radio"/> not an action verb |
| 5 Rain <u>falls</u> from the sky.
<input type="radio"/> action verb
<input type="radio"/> not an action verb | 6 The girl <u>splashes</u> water.
<input type="radio"/> action verb
<input type="radio"/> not an action verb |
| 7 The dog hides <u>under</u> a bush.
<input type="radio"/> action verb
<input type="radio"/> not an action verb | 8 The girl <u>finds</u> the dog.
<input type="radio"/> action verb
<input type="radio"/> not an action verb |
| 9 The sun <u>shines</u> .
<input type="radio"/> action verb
<input type="radio"/> not an action verb | 10 The girl sees a <u>rainbow</u> .
<input type="radio"/> action verb
<input type="radio"/> not an action verb |

A **simple sentence** has a naming part and a telling part. It tells a complete thought.

Simple Sentences

Read each group of words. Put an X next to it if it is a complete thought. Circle the naming part and underline the telling part in each sentence.

- 1 One day thirsty _____
- 2 Crow could not get a drink. _____
- 3 The water rose. _____
- 4 The old mouse _____
- 5 Put the bell _____
- 6 One mouse had a plan. _____

Write a simple sentence about the picture below. Circle the naming part and underline the telling part.



A **simple sentence** has a naming part and a telling part. It tells a complete thought.

Simple Sentences

Circle the sentence in each pair.
Then underline the naming part of the sentence.

1 (a) Lin likes to play soccer.

(b) likes to play soccer



2 (a) Her friends

(b) Her friends watch her play.



3 (a) They cheer for Lin.

(b) They cheer for

4 (a) Her mom goes to all of her games.

(b) goes to all of her games

5 (a) The coach is very proud of Lin.

(b) The coach is

Simple Sentences

Read each sentence. Fill in the bubble to tell if the underlined words are the naming or the telling part of the sentence. Some of the underlined words may not be the whole part.

- 1 The cat was under the tree.
 naming part
 telling part
 not the whole part
- 2 A bird saw the cat.
 naming part
 telling part
 not the whole part
- 3 The bird flew away.
 naming part
 telling part
 not the whole part
- 4 Then, the cat walked away.
 naming part
 telling part
 not the whole part

Fill in the bubble to choose a naming or telling part that makes a sentence.

- 5 The bird _____.
 in the tall tree
 saw the cat go away
 flying very fast in the sky
- 6 _____ came back to the tree.
 Deep in the woods
 The large and pretty
 Then the bird
- 7 _____ saw the bird.
 After a minute, the cat
 Running across the grass
 The cat was watching
- 8 So the cat _____.
 walking to the tree
 under the tree
 walked back, too

Some verbs add **-ed** to tell about actions that happened in the past.

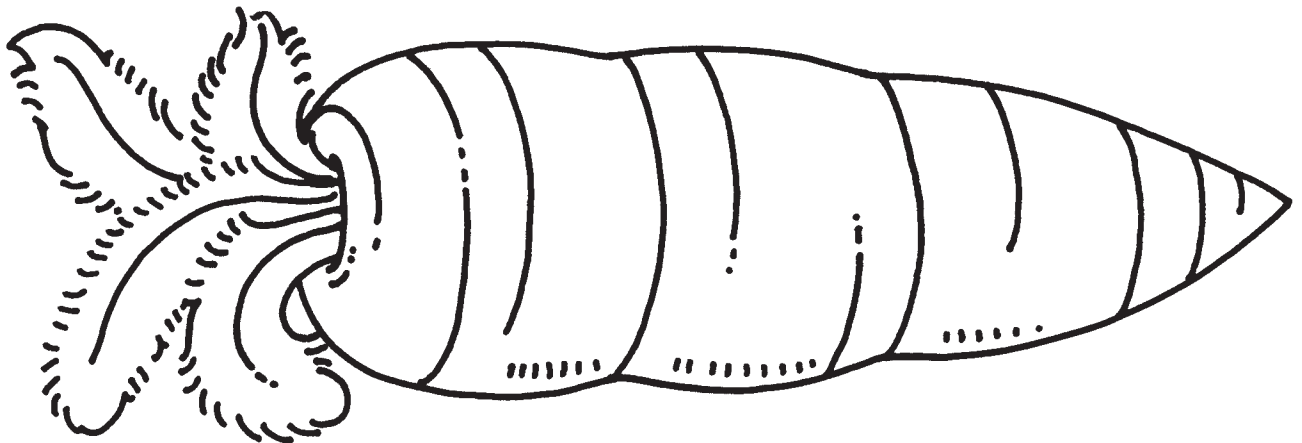
Past-Tense Verbs

Find the past-tense verb in each sentence. Write it on the line.

- 1 Last spring, Daisy planted a garden. _____
- 2 Floyd watered the garden. _____
- 3 Together they weeded their garden. _____
- 4 One day they discovered a big carrot. _____

Read each sentence. If the sentence has a past-tense verb, write it on the line. If the sentence does not have a past-tense verb, leave the line blank.

- 5 They like to eat carrots. _____
- 6 They pulled on the carrot. _____



Some verbs add **-ed** to tell about actions that happened in the past.

Past-Tense Verbs

Read the first sentence in each pair.
Change the underlined verb to tell about the past.

- 1 Today my dogs push open the back door.
Yesterday my dogs _____ open the back door.
- 2 Today they splash in the rain puddles.
Last night they _____ in the rain puddles.
- 3 Now they roll in the mud.
Last week they _____ in the mud.
- 4 Today I follow my dogs' footprints.
Last Sunday I _____ my dogs' footprints.
- 5 Now I wash my dogs from head to toe.
Earlier I _____ my dogs from head to toe.



Write a sentence using one of the verbs you wrote.

Past-Tense Verbs

Read each sentence. Look at the underlined verb. If it is not correct, fill in the bubble next to the correct verb. If it is correct, fill in the last bubble.

1 Last Saturday I visit John in the country.

- visited
 correct as is

2 Two weeks ago we watched a sailboat race.

- watch
 correct as is

3 A week ago we walked to the top of a big hill.

- walk
 correct as is

4 Last week I talk to John on the phone.

- talked
 correct as is

5 Earlier I ask him to visit me in the city.

- asked
 correct as is

6 Friday morning his train pulled into the station.

- pull
 correct as is

7 Last night my dog barked when he saw John.

- bark
 correct as is

8 Yesterday I show John around the city.

- showed
 correct as is

A **pronoun** takes the place of the name of a person, place, or thing.

Pronouns

Read each pair of sentences. Circle the pronoun in the second sentence of each pair. Then write what the pronoun stands for. The first one has been done for you.

1 Wendell did not like to clean his room.

He liked a messy room.

Wendell

2 Mother wanted Wendell to do some work.

She handed Wendell a broom.

3 The pigs came into Wendell's room.

They helped Wendell clean the room.

4 Wendell and the pigs played a board game.


Wendell and the pigs had fun playing it.

5 The pigs and Wendell played for a long time.

They liked to play games.

6 Wendell was sad to see his friends go.

He liked playing with the pigs.



A **pronoun** takes the place of the name of a person, place, or thing.

Pronouns

Read the story. Use the pronouns in the box to complete each sentence. The first one has been done for you.

they he she it

Glenda was walking in the woods. At last she came to a house. 1 was empty. She opened the door and saw three chairs by the fireplace. 2 were all different sizes. She sat down on the smallest one. 3 was the perfect size for her. Soon 4 fell asleep. When she woke up, three pigs were standing over her. The father pig spoke. 5 asked Glenda if she would stay for dinner. "I would love to!" said Glenda.



Pronouns

Read each sentence. Fill in the bubble next to the word or words that the underlined pronoun stands for.

- 1 She did not like the mess.
- Wendell
 - The boy
 - The pigs
 - Mrs. Fultz
- 2 He did not like brooms.
- The pigs
 - The boys
 - The boy
 - Mrs. Fultz
- 3 It was full of pigs.
- The rooms
 - The house
 - The pigs
 - The door
- 4 They wanted to play.
- The room
 - Wendell
 - The pigs
 - Mrs. Fultz

Read each sentence. Fill in the bubble next to the pronoun that can take the place of the underlined word or words.

- 5 Wendell waved goodbye to the pigs.
- He
 - She
 - It
 - They
- 6 Wendell hoped the pigs would come back.
- it
 - he
 - they
 - she

Types of Sentences

Read each sentence. Write it next to the correct heading.

A **telling sentence** tells something. A **question** asks something. An **exclamation** shows strong feelings. A **command** makes a request or gives a command.

What a big mango!

I like mangos.

Is that a banana?

Did you find the fruit?

Buy me an avocado.

Come over for dinner.

I want to eat dinner.


This tastes great!

Exclamation: _____

Command: _____

Question: _____

Telling Sentence: _____



Types of Sentences

Read the following sentences. Write the correct end punctuation mark for each sentence. Then write the sentence type on the line to the right of each sentence.

Write **T** for each telling sentence or statement, **Q** for each question, **E** for each exclamation, and **C** for each command.

A **telling sentence** tells something. A **question** asks something. An **exclamation** shows strong feelings. A **command** makes a request or gives a command.

1 We're going to the beach _____

2 Do you have your bathing suit _____

3 We will play in the sand _____

4 Pack the sunscreen _____

5 I love swimming _____

6 Take the beach chair _____

7 What time do we leave _____

8 Wow, that's a huge wave _____

Types of Sentences

Read each sentence. Fill in the bubble next to the correct type of sentence.

1 Give me that apple.

- telling question exclamation command

2 What kind of fruit is this?

- telling question exclamation command

3 What a great dinner!

- telling question exclamation command

4 Buy this watermelon.

- telling question exclamation command

5 This is the best watermelon!

- telling question exclamation command

6 I would like to have another piece.

- telling question exclamation command

7 Are those bananas ripe?

- telling question exclamation command

8 A mango is smaller than a watermelon.

- telling question exclamation command

Words in a sentence must be in an order that makes sense.

Word Order

Read each group of words. Write the words in the correct order to make a statement. Begin each statement with a capital letter and end it with a period.

1 brothers two can live together

2 Hungbu find will a home new

3 will fix Mother the house

Read each group of words. Write the words in the correct order to make a question. Begin each question with a capital letter and end it with a question mark.

4 clean Sister will house the

5 help can the bird them



Words in a sentence must be in an order that makes sense.

Word Order

Write the words in the correct order to make a sentence. Then write if the sentence is a question or a statement.

1 find Will I some wood? _____

2 must Each of help us. _____

3 trees are the Where? _____

Write each group of words in the correct order to make a statement. Then write them in the correct order to make a question. Add capital letters and end punctuation to your sentences.

4 your pumpkin is that _____

5 help cut you can pumpkin the _____

Word Order

Read each group of words. If the word order does not make sense, fill in the bubble next to the correct word order. If the words are in an order that makes sense, fill in the last bubble.


- 1** Dad made breakfast for eggs.
- Made for breakfast Dad eggs.
 - Dad made breakfast eggs for.
 - Dad made eggs for breakfast.
 - correct as is
- 2** Open eggs four he cracked.
- He cracked eggs open four.
 - He cracked open four eggs.
 - Four eggs cracked open he.
 - correct as is
- 3** Like do eggs you?
- Eggs do you like?
 - Do you like eggs?
 - Do eggs like you?
 - correct as is
- 4** Help did you him?
- Did help you him?
 - Did you help him?
 - Help you did him?
 - correct as is
- 5** With fork a beat eggs.
- Beat eggs with a fork.
 - Eggs beat a fork with.
 - A fork beat with eggs.
 - correct as is
- 6** Do you want some toast?
- Do you toast some want?
 - Do some toast want you?
 - You want do some toast?
 - correct as is

Most nouns add **-s** to mean more than one. Nouns that end in **s**, **x**, **ch**, or **sh** add **-es** to mean more than one.

Plural Nouns

Read the sentences. Underline the plural nouns. Circle the letter or letters that were added to mean more than one.


1 We have two accordions in our house.




2 Grandma has many brushes to fix her hair.



3 My grandfather has many clocks and watches.



4 A lot of flowers are in the boxes.



Write the nouns that add -s.

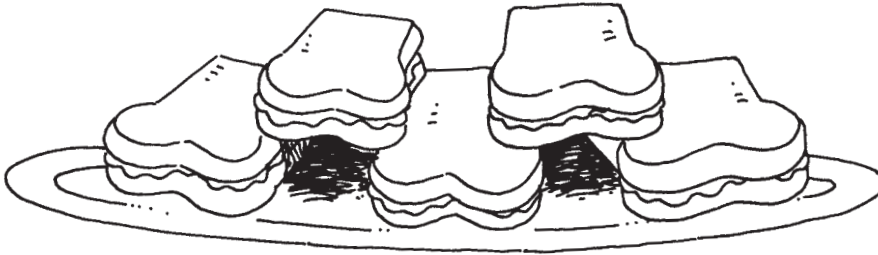
Write the nouns that add -es.

Plural Nouns

Read each sentence. Add -s or -es to the noun at the end of the sentence to make it plural. Write it in the sentence.

Most nouns add **-s** to mean more than one. Nouns that end in **s**, **x**, **ch**, or **sh** add **-es** to mean more than one.

- 1 Dad made five cheese _____ . (sandwich)
- 2 He packed five _____ for the children. (lunch)
- 3 Lisa put fruit in all the _____ . (lunchbox)
- 4 She packed some paper _____ , too. (dish)



Write the plural for each noun on the line.

5 one box

two _____

6 one dress

two _____

7 one coat

two _____

8 one bench

two _____

Plural Nouns

Read each pair of nouns. If the plural noun is correct, fill in the last bubble. If it is not correct, fill in the bubble next to the correct plural noun.

1 sketch, sketches

- sketches
 correct as is

3 fox, foxs

- foxes
 correct as is

5 squirrel, squirrels

- squirreles
 correct as is

7 ball, balles

- balls
 correct as is

2 tree, trees

- treess
 correct as is

4 paint, paints

- paintes
 correct as is

6 dress, dressees

- dresses
 correct as is

8 wish, wishes


- wishes
 correct as is

An **adjective** describes a person, place, or thing. Color, size, and number words are adjectives.

Adjectives

Read each sentence. Underline the nouns. Write the adjective that tells about each noun.


1 The brown donkey carried the heavy sack.



2 The striped cat chased two birds.



3 The little rooster crowed six times.



Write the adjectives from the sentences above.

4 Write the adjectives that tell what kind.

5 Write the adjectives that tell how many.

An **adjective** describes a person, place, or thing. Color, size, and number words are adjectives.


Adjectives

Read each sentence. Find the adjective and the noun it describes. Circle the noun. Write the adjective on the line.

- 1 Peggy and Rosa went to the big zoo. _____
- 2 They looked up at the tall giraffe. _____
- 3 The giraffe looked down at the two girls. _____
- 4 The giraffe had brown spots. _____

Write adjectives from the sentences in the chart.

Color Word	Size Words	Number Word
_____	_____	_____
_____	_____	_____



Adjectives

Read each sentence. Fill in the bubble next to the word that is an adjective.

1 In the morning, Jenny put on red boots.

- put boots
 red on

3 She opened her purple umbrella.

- opened She
 umbrella purple

5 She waved to three friends.

- waved three
 to friends

7 She jumped over a huge puddle.

- She jumped
 huge puddle

2 She found a yellow hat in the closet.

- She hat
 found yellow

4 Jenny walked past a big house.

- big house
 walked past

6 A little puppy trotted behind her.

- trotted puppy
 little behind

8 Two birds took a drink of water.

- birds of
 took Two

Am, is, are, was, and were are forms of the verb **to be**. These verbs show being instead of action.

Verb to be

Read each sentence. Underline the verb. Write *past* if the sentence tells about the past. Write *now* if the sentence tells about the present.

- 1 The story is perfect. _____
- 2 The producers are happy. _____
- 3 The actors were funny. _____
- 4 The movie studio is interested in the story. _____
- 5 I am excited about the movie. _____
- 6 I was sad at the end. _____



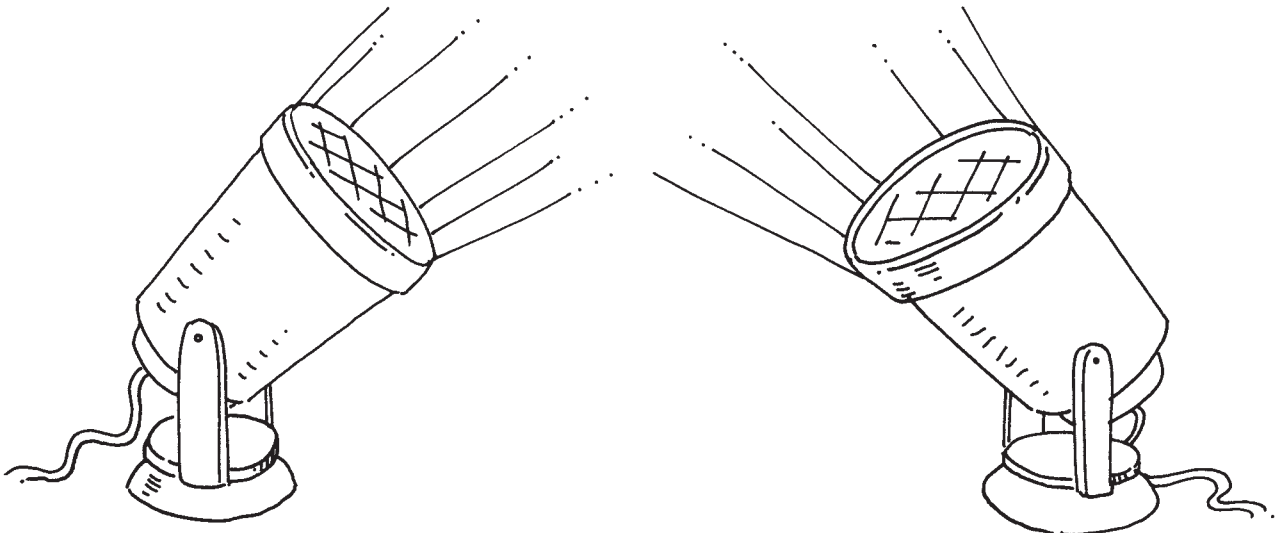
Verb to be

Choose a verb from the box to finish each sentence. There may be more than one right answer. Write one if the sentence tells about one. Write more if it tells about more than one.

Am, is, are, was, and were are forms of the verb **to be**. These verbs show being instead of action.

am is are was were

- 1 The movie _____ long. _____
- 2 She _____ in the movie. _____
- 3 They _____ at the movie theater yesterday. _____
- 4 The producers _____ spending money now. _____
- 5 The director _____ not at work yesterday. _____
- 6 The actors _____ acting now. _____



Verb to be

Read each sentence. Fill in the bubble next to the words that correctly tell about the sentence.

- 1** The movie was very long.
- past, more than one
 - present, more than one
 - past, one
 - present, one
- 2** The seats at the movies are high up.
- past, more than one
 - present, more than one
 - past, one
 - present, one
- 3** The actors were all big stars.
- past, more than one
 - present, more than one
 - past, one
 - present, one
- 4** The scenes were interesting.
- past, more than one
 - present, more than one
 - past, one
 - present, one
- 5** The trees and flowers were so beautiful.
- past, more than one
 - present, more than one
 - past, one
 - present, one
- 6** I am going to see the movie again.
- past, more than one
 - present, more than one
 - past, one
 - present, one


Irregular Verbs

go, do

Read each sentence. Write present if the underlined verb tells about action now.
Write past if it tells about action in the past.

Present
go, goes
do, does

Past
went
did



Irregular verbs change their spelling when they tell about the past.

Did is the past form of **do** and **does**.

Went is the past form of **go** and **goes**.

- 1 Grace goes to the playground.
- 2 Some other children go, too.
- 3 Grace does a scene from a story.
- 4 The children do the scene with her.
- 5 Grace went into battle as Joan of Arc.
- 6 She did the part of Anansi the Spider, too.
- 7 In another part, Grace went inside a wooden horse.
- 8 She did many other parts.

Irregular Verbs

go, do

Choose the correct word from the chart and write it on the line.

In the Present	In the Past
go, goes	went
do, does	did

Irregular verbs change their spelling when they tell about the past.

Did is the past form of **do** and **does**.

Went is the past form of **go** and **goes**.

- 1 Last week our family _____ to the art museum.
- 2 Pablo _____ there a lot.
- 3 His mother _____ the displays there now.
- 4 She _____ a new one yesterday.
- 5 _____ you want to join us tomorrow?
- 6 We want to _____ after lunch again.

Irregular Verbs *go, do*

Fill in the bubble next to the word that correctly completes the sentence.

1 Rose _____ to the ballet.

- go
- did
- goes

2 Two dancers _____ a kick and a turn.

- do
- does
- goes

3 Another dancer _____ a hop and a jump.

- went
- does
- do

4 They _____ around in circles very fast.

- goes
- did
- go

5 A girl _____ two big splits.

- do
- did
- went

6 Then she _____ off stage.

- go
- did
- went

7 Rose _____ home feeling very happy.

- went
- did
- go

8 She _____ some of the steps, too.


- do
- did
- goes

Quotation Marks


Read each sentence. Underline the exact words the speaker says. Put the words in quotation marks. The first one is done for you.

Quotation marks show the exact words someone says. They go before the speaker's first word. They also go after the speaker's last word and the end punctuation mark.

- 1 Max said, "Let's go on a picnic."
- 2 Cori replied, That's a great idea.
- 3 Andy asked, What should we bring?
- 4 Max said with a laugh, We should bring food.




- 5 Cori added, Yes, let's bring lots and lots of food.
- 6 Andy giggled and said, You're no help at all!



Finish the sentences below by writing what Max, Cori, and Andy might say next. Use quotation marks.

- 7 Max said, _____.
- 8 Cori asked, _____.
- 9 Andy answered, _____.



Quotation Marks

Read the sentences. Then put quotation marks where they belong. The first one has been done for you.


Quotation marks

show the exact words someone says. They go before the speaker's first word. They also go after the speaker's last word and the end punctuation mark.

- 1 Jan cried, "It is raining!"
- 2 She asked, What will we do today?
- 3 Tomas answered, We could read.
- 4 Tomas whispered, Maybe the sun will come out soon.
- 5 Jan whined, But what will we do now?
- 6 Tomas said, Use your imagination!

Finish the sentence below. Use quotation marks to show what Jan asked.

Jan asked,



Quotation Marks

Fill in the bubble next to the correct way to write the sentence.

1

- Let's make a sand castle, said Lenny.
- "Let's make a sand castle, said Lenny.
- "Let's make a sand castle," said Lenny.

3

- Sara said, "Maybe Otis can help."
- Sara said, Maybe Otis can help."
- Sara said, "Maybe Otis can help.

5

- Sonya shouted, Get some water!
- Sonya shouted, "Get some water!
- Sonya shouted, "Get some water!"

2

- Where's the pail and shovel?" asked Sonya.
- "Where's the pail and shovel?" asked Sonya.
- Where's the pail and shovel? asked Sonya

4

- Do you want to dig? asked Lenny.
- "Do you want to dig? asked Lenny.
- "Do you want to dig?" asked Lenny.

6

- Look what we made! cried the children.
- "Look what we made!" cried the children.
- Look what we made!" cried the children.

Contractions

With *not*

Read each sentence. Underline the contraction. Write the two words the contraction is made from.

A **contraction** is two words made into one word. An apostrophe takes the place of the missing letter or letters. In a contraction, **not** becomes **n't**.

1 The little old man and little old woman aren't ready.

2 The Gingerbread Man doesn't want to be eaten.

3 They can't catch him.

4 They couldn't run fast enough.

5 He didn't come back.

6 The Gingerbread Man isn't afraid of the fox.

Draw a line to match each contraction to the two words it is made from.

7 hadn't

were not

8 don't

had not

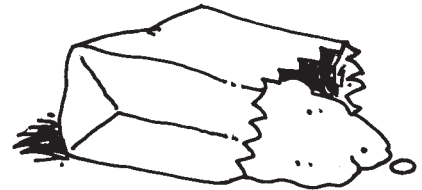


9 weren't

do not



Contractions With *not*

Read each sentence. Write a contraction for the underlined words.



A **contraction** is two words made into one word. An apostrophe takes the place of the missing letter or letters. In a contraction, **not** becomes **n't**.

1 Cindy and Ed could not bake a cake.

2 There was not enough flour.

3 They are not happy.

4 They cannot surprise José.

5 Do not give up.

6 They did not give up.
They made cupcakes!

Write a sentence using a contraction you wrote.

Contractions With *not*

Fill in the bubble next to the contraction that correctly completes the sentence.

- 1 Our players _____ as big as theirs.
 doesn't
 haven't
 aren't
- 2 Our coach _____ worried.
 isn't
 didn't
 can't
- 3 They _____ run as fast as we can.
 weren't
 can't
 wasn't
- 4 Their runner _____ tag first base.
 doesn't
 haven't
 isn't
- 5 Their hitters _____ hit the ball hard.
 isn't
 weren't
 don't
- 6 Our hitters _____ miss any balls.
 doesn't
 didn't
 aren't
- 7 The other players _____ catch our balls.
 couldn't
 haven't
 isn't
- 8 They _____ ready for us.
 don't
 hadn't
 weren't

Subject/Verb Agreement

Read each sentence. Underline the word in parentheses () that correctly completes it. Write the word on the line.

If the naming part of a sentence names one, add **-s** to the action word. If the naming part names more than one, do not add **-s** to the action word.

- 1 Kim _____ a story about a monkey. (write, writes)
- 2 The monkey _____ his friend in the city. (meet, meets)
- 3 The two friends _____ on the bus. (ride, rides)
- 4 The monkeys _____ for toys and presents. (shop, shops)
- 5 The store _____ at 7 o'clock. (close, closes)
- 6 The monkeys _____ the time. (forget, forgets)
- 7 The owner _____ the door. (lock, locks)
- 8 The friends _____ on the window. (bang, bangs)
- 9 Many people _____ for help. (call, calls)
- 10 Finally the monkeys _____ the door open. (hear, hears)




Subject/Verb Agreement

Read each sentence. Circle the action word in parentheses () that correctly completes the sentence.

If the naming part of a sentence names one, add **-s** to the action word. If the naming part names more than one, do not add **-s** to the action word.

- 1 Two baby llamas (play/plays) in the mountains.
- 2 One baby llama (hide/hides) under a bush.
- 3 The baby animals (chase/chases) flying leaves.
- 4 Soon the mother llama (call/calls) them.
- 5 The babies (run/runs) to her.
- 6 The two babies (stand/stands) next to their mother.
- 7 One baby (close/closes) its eyes.
- 8 The mother llama (nudge/nudges) the baby gently.
- 9 But the baby llama (sleep/sleeps).
- 10 Soon both baby llamas (sleep/sleeps).



Subject/Verb Agreement

Fill in the bubble next to the word that correctly completes the sentence.

1 Two friends _____ beautiful bead necklaces.

- make makes

2 One girl _____ some pieces of string.

- cut cuts

3 The girls _____ red, blue, and yellow beads.

- use uses

4 The yellow beads _____ in the dark.

- glow glows

5 The necklaces _____ from the rod.

- hang hangs

6 The boys _____ a necklace for their mother.

- buy buys

7 One boy _____ the short necklace with round beads.

- pick picks

8 The other boy _____ the necklace with square beads.

- pick picks

9 Two sisters _____ the same red necklace.

- wear wears

10 The girls _____ all the necklaces.

- sell sells

More About Subject/Verb Agreement

Read each sentence. Circle the correct verb to complete it.

- 1 John and his family (camp, camps) in the woods.
- 2 Alice (like, likes) hiking the best.
- 3 John (walk, walks) ahead of everyone.
- 4 Mom and John (build, builds) a campfire.
- 5 Dad and Alice (cook, cooks) dinner over the fire.
- 6 Alice and Mom (crawl, crawls) into the tent.

Choose two of the verbs you circled. Write a sentence using each verb.

If the naming part of a sentence is a noun or pronoun that names one, the verb ends in **-s**, except for the pronouns **I** and **you**. If the naming part is a noun or pronoun that names more than one, the verb does not end in **-s**.



More About Subject/Verb Agreement

Choose the correct action word from the box to complete each sentence.

Write it on the line.

play	run	dive	climb	throw
plays	runs	dives	climbs	throws

If the naming part of a sentence is a noun or pronoun that names one, the verb ends in **-s**, except for the pronouns **I** and **you**. If the naming part is a noun or pronoun that names more than one, the verb does not end in **-s**.

- 1 Mia _____ ball with her friends.
- 2 The children like to _____ together.
- 3 Juan _____ faster than I do.
- 4 We _____ on a track team.
- 5 Tom and Kara _____ into the pool.
- 6 Mary _____ without her goggles.
- 7 They _____ very tall trees.
- 8 Liz _____ steep mountains.
- 9 Juan _____ the ball to Mia.
- 10 I _____ the ball to Juan.



She hops.



They hop.

More About Subject/Verb Agreement

Fill in the bubble next to the verb that correctly completes the sentence.


- 1 Bobby _____ a sandwich for lunch.
 bring brings
- 2 Maria _____ rice and black beans.
 like likes
- 3 Bobby and Maria _____ lunches.
 trade trades
- 4 The twins _____ fish sandwiches.
 eat eats
- 5 The children _____ milk with their lunches.
 drink drinks
- 6 They _____ fresh fruit for dessert.
 buy buys
- 7 Jill _____ for a ripe, yellow banana.
 ask asks
- 8 Aki _____ strawberries and blueberries.
 want wants
- 9 Nathan _____ grapes on his tray.
 put puts
- 10 Paulo and Sylvia _____ seats at the table.
 find finds

The verb **have** is irregular. Use **have** or **has** to tell about the present. Use **had** to tell about the past.

Verbs *have, had*

Read each sentence. Write *have, has,* or *had* on the line in the sentence. Then write *now* or *past* on the line at the end to show if the sentence takes place now or in the past.

- 1 The man _____ many people in his restaurant last week. _____
- 2 He _____ good food in his kitchen. _____
- 3 Now the restaurant _____ ten tables. _____
- 4 The boy _____ time to help his father today. _____
- 5 The girl _____ time, too. _____
- 6 The children _____ fun making salads and setting the tables today. _____
- 7 They _____ a good time together in the restaurant. _____
- 8 They _____ fun yesterday, too. _____



Verbs *have, had*

Choose the correct word from the chart to complete each sentence.

The verb **have** is irregular. Use **have** or **has** to tell about the present. Use **had** to tell about the past.

In the Present	In the Past
have, has	had

- 1 Joe _____ new running shoes.
- 2 I _____ new shoes, too.
- 3 Last week we _____ old shoes.
- 4 I _____ a green shirt on.
- 5 Joe _____ a blue shirt on.
- 6 Yesterday we both _____ red shirts on.
- 7 Last year we _____ to walk to the park.
- 8 Now, I _____ skates.
- 9 Now, Joe _____ a bike.

Verbs *have, has, had*

Read each sentence. If the underlined word is correct, fill in the last bubble. If not, fill in the bubble next to the correct word.

1 I have a pet bird.

has had correct as is

2 Now, she had big white wings.

has have correct as is

3 Before, she has little white wings.

have had correct as is

4 The baby bird have closed eyes when it was born.

has had correct as is

5 Now the baby bird had open eyes.

has have correct as is

6 The mother and baby birds had fun now.

has have correct as is

7 The baby bird has little wings now.

have had correct as is

8 It had even smaller wings when it was born.

has have correct as is

Answer Key

Page 4

1. T 3. Q 5. T 7. T
2. Q 4. T 6. Q

Page 5

1. T, .
2. S, .
3. D, ?
4. I, ?
5. M, .
6. Will he take the cat home?

Page 6

1. correct as is 6. When is
2. The vet 7. He has
3. cats. 8. the vet.
4. correct as is 9. goldfish?
5. Do you 10. Will you

Page 7

1. E. 3. E 5. E
2. C 4. E 6. C
7. Be yourself!
8. Don't copy other people.

Page 8

1. fear
2. excitement
3. surprise
4. anger
5. Please don't be upset!
6. Answers will vary.
7. Answers will vary.

Page 9

1. You are a great hopper!
2. The picture looks beautiful!
3. I can paint, too!
4. correct as is
5. Teach me how to hop.
6. Hop backward like this.

Page 10

1. I, .
2. M, I, ?
3. I, !
4. C, I, ?
5. B, I, .
Telling Sentences: I sail my boat in the lake. Bill and I fly the kite.
Questions: May I have a turn? Can Kiku and I play?
Exclamations: I am so happy!

Page 11

1. T 3. T 5. Q 7. Q
2. C 4. C 6. E
8. I, Answers will vary.
9. I, Answers will vary.
10. I, Answers will vary.

Page 12

1. I have fun with my bike.
2. Can I ride to the beach?
3. I find a pretty shell.
4. correct as is
5. Get the shovel.
6. What a mess I made!

Page 13

1. boy, boat
2. brothers, park
3. girl, grandmother
4. boats, lake
5. Friends, needle, thread, sail
People: boy, brothers, girl, grandmother, friends
Places: park, lake
Things: boat, boats, needle, thread, sail

Page 14

- Circled nouns: village, office, cane, pencil, doctor, boy, bed, aunt, school
People: doctor, boy, aunt
Places: village, school, office
Things: cane, pencil, bed

Page 15

1. no 4. yes 7. person
2. yes 5. place 8. thing
3. no 6. person

Page 16

1. George Ancona 4. Coney Island
2. Mexico 5. Honduras
3. Jorgito 6. Tio Mario
People: George Ancona, Jorgito, Tio Mario
Places: Mexico, Coney Island, Honduras

Page 17

1. Sue 5. Tonya
2. California 6. Sue Wong
3. Los Angeles 7. Shore Road
4. Pacific Ocean 8. Austin, Texas
Answers will vary.

Page 18

1. person 5. Emilio
2. place 6. Orlando
3. person 7. Disney World
4. place 8. Main Street

Page 19

1. runs 5. misses
2. wears 6. waits
3. smacks 7. writes
4. holds 8. helps

Page 20

1. watch 4. cheers 7. yells
2. throws 5. hits 8. eat
3. opens 6. runs

Page 21

1. action verb
2. not an action verb
3. not an action verb
4. not an action verb
5. action verb
6. action verb
7. not an action verb
8. action verb
9. action verb
10. not an action verb

Page 22

2. Crow, X
3. The water, X
6. One mouse, X

Page 23

1. a. Lin likes to play soccer.
2. b. Her friends watch her play.
3. a. They cheer for Lin.
4. a. Her mom goes to all of her games.
5. a. The coach is very proud of Lin.

Page 24

1. telling part
2. naming part
3. not the whole part
4. not the whole part
5. saw the cat go away
6. Then the bird
7. After a minute, the cat
8. walked back, too

Page 25

1. planted 4. discovered
2. watered 5. (blank)
3. weeded 6. pulled

Page 26

1. pushed 4. followed
2. splashed 5. washed
3. rolled
Answers will vary.

Page 27

1. visited 5. asked
2. correct as is 6. correct as is
3. correct as is 7. correct as is
4. talked 8. showed

Page 28

1. He, Wendell
2. She, Mother
3. They, The pigs
4. it, a board game
5. They, The pigs and Wendell
6. He, Wendell

Page 29

1. it 3. It 5. He
2. They 4. she

Page 30

1. Mrs. Fultz 4. The pigs
2. The boy 5. He
3. The house 6. they

Page 31

- Exclamation: What a big mango! This tastes great!
Command: Buy me an avocado. Come over for dinner.
Question: Is that a banana?
Did you find the fruit?
Telling Sentence: I want to eat dinner. I like mangoes.

Page 32

1. T 3. T 5. E 7. Q
2. Q 4. C 6. C 8. E

Page 33

1. command 5. exclamation
2. question 6. telling
3. exclamation 7. question
4. command 8. telling

Page 34

1. Two brothers can live together.
2. Hungbu will find a new home.
3. Mother will fix the house.
4. Will Sister clean the house?
5. Can the bird help them?

Page 35

1. Will I find some wood?
QUESTION
2. Each of us must help.
STATEMENT
3. Where are the trees?
QUESTION
4. That is your pumpkin.
Is that your pumpkin?
5. You can help cut the pumpkin. Can you help cut the pumpkin?

Page 36

1. Dad made eggs for breakfast.
2. He cracked open four eggs.
3. Do you like eggs?
4. Did you help him?
5. Beat eggs with a fork.
6. correct as is

Page 37

1. accordion(s)
2. brush(es)
3. clock(s), watch(es)
4. flower(s), box(es)
accordions, clocks, flowers
brushes, watches, boxes

Page 38

1. sandwiches 5. boxes
2. lunches 6. dresses
3. lunchboxes 7. coats
4. dishes 8. benches

Page 39

1. sketches 5. correct as is
2. correct as is 6. dresses
3. foxes 7. balls
4. correct as is 8. correct as is

Page 40

1. brown, heavy
2. striped, two
3. little, six
4. brown, heavy, striped, little
5. two, six

Page 41

1. zoo, big 3. girls, two
2. giraffe, tall 4. spots, brown
color word: brown
size words: tall, big
number word: two

Page 42

1. red 4. big 7. huge
2. yellow 5. three 8. Two
3. purple 6. little

Page 43

1. is, now 4. is, now
2. are, now 5. am, now
3. were, past 6. was, past

Page 44

1. is/was, one 4. are, more
2. is/was, one 5. was, one
3. were, more 6. are, more

Page 45

1. past, one
2. present, more than one
3. past, more than one
4. past, more than one
5. past, more than one
6. present, one

page 46

1. present 4. present 7. past
2. present 5. past 8. past
3. present 6. past

page 47

1. went 3. does 5. Do
2. goes 4. did 6. go

Page 48

1. goes 4. go 7. went
2. do 5. did 8. did
3. does 6. went

Page 49

1. "Let's go on a picnic."
2. "That's a great idea."
3. "What should we bring?"
4. "We should bring food."
5. "Yes, let's bring lots and lots of food."
6. "You're no help at all!"
7. Answers will vary.

Page 50

1. "It is raining!"
2. "What will we do today?"
3. "We could read."
4. "Maybe the sun will come out soon."
5. "But what will we do now?"
6. "Use your imagination!"
Answers will vary.

Page 51

1. "Let's make a sand castle," said Lenny.
2. "Where's the pail and shovel?" asked Sonya.
3. Sara said, "Maybe Otis can help."
4. "Do you want to dig?" asked Lenny.
5. Sonya shouted, "Get some water!"
6. "Look what we made!" cried the children.

Page 52

1. aren't, are not
2. doesn't, does not
3. can't, cannot
4. couldn't, could not
5. didn't, did not
6. isn't, is not
7. hadn't, had not
8. don't, do not
9. weren't, were not

Page 53

1. couldn't 3. aren't 5. don't
2. wasn't 4. can't 6. didn't
Sentences will vary

Page 54

1. aren't 4. haven't 7. couldn't
2. isn't 5. don't 8. weren't
3. can't 6. didn't

Page 55

1. writes 5. closes 9. call
2. meets 6. forget 10. hear
3. ride 7. locks
4. shop 8. bang

page 56

1. play 5. run 9. sleeps
2. hides 6. stand 10. sleep
3. chase 7. closes
4. calls 8. nudges

Page 57

1. make 5. hang 9. wear
2. cuts 6. buy 10. sell
3. use 7. picks
4. glow 8. picks

Page 58

1. camp 3. walks 5. cook
2. likes 4. build 6. crawl
Sentences will vary.

Page 59

1. plays 5. dive 9. throws
2. play 6. dives 10. throw
3. runs 7. climb
4. run 8. climbs

Page 60

1. brings 5. drink 9. puts
2. likes 6. buy 10. find
3. trade 7. asks
4. eat 8. wants

Page 61

1. had; past 5. has; now
2. had; past 6. have; now
3. has; now 7. have; now
4. has; now 8. had; past

page 62

1. has 4. have 7. had
2. have 5. has 8. have
3. had 6. had 9. has

Page 63

1. correct as is 5. has
2. has 6. have
3. had 7. correct as is
4. had 8. correct as is