

fun  
with  
phonics

A collection of decorative icons in teal and light blue. A smiley face is positioned to the left of the word 'with'. A star is positioned above the 'i' in 'with'. A musical note is positioned to the right of 'with'. A cat is positioned to the right of 'with'. A heart is positioned inside the 'o' of 'phonics'.

6

# Phonics 6 – Single Vowels

## Beginning and Ending sounds

Say the name of each picture.

Write the missing letters to complete each word.



ta\_\_



\_\_an



\_\_u\_\_



\_\_op



si\_\_



\_\_u\_\_



\_\_eb



\_\_a\_\_



\_\_an



\_\_a\_\_



\_\_op



be\_\_



\_\_a\_\_

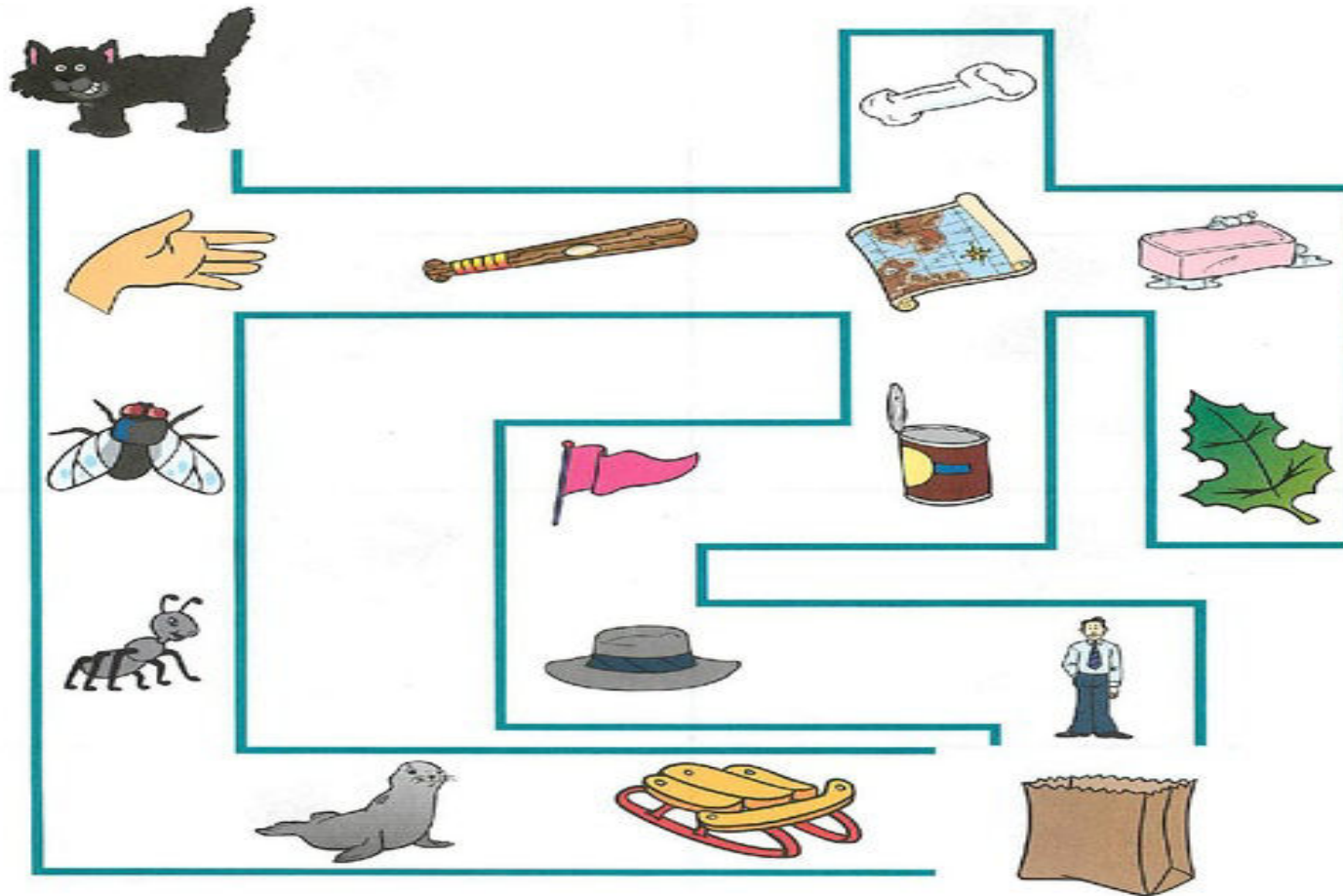


\_\_a\_\_

# Phonics 6 – Single Vowels

## Short a

Connect all the pictures which names have the short a sound from the cat.



# Phonics 6 – Single Vowels

## Short a

Write the word from the box that names each picture.

van  
add

cab  
ham

cap  
ant

apple  
can

map  
hand

pan  
ax



4 + 1 = 5



# Phonics 6 – Single Vowels

## Short a

Choose the right word.

pan hand hat has ant as ham apple am

1. An \_\_\_\_\_ is very thin.
2. Can you \_\_\_\_\_ Dad the bag?
3. I wear a \_\_\_\_\_.
4. I \_\_\_\_\_ glad.
5. He is \_\_\_\_\_ as tall as a yardstick.
6. My will fry fish in a \_\_\_\_\_.
7. We had \_\_\_\_\_ for lunch.
8. She \_\_\_\_\_ a new hat.
9. We had \_\_\_\_\_ for lunch.

# Phonics 6 – Single Vowels

## Short e

Write the word from the box that names each picture.

desk  
nest

bed  
hen

net  
egg

tent  
jet

web  
belt

leg  
dress



\_\_\_\_\_

\_\_\_\_\_

\_\_\_\_\_

\_\_\_\_\_



\_\_\_\_\_

\_\_\_\_\_

\_\_\_\_\_

\_\_\_\_\_



\_\_\_\_\_

\_\_\_\_\_

\_\_\_\_\_

\_\_\_\_\_

# Phonics 6 – Single Vowels

## Short e

Write a word that rhymes with each word below.

1. nest



---

2. net



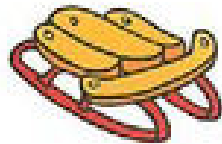
---

3. jet



---

4. sled



---

5. hen




---

# Phonics 6 – Single Vowels

## Short e

Draw a picture of something whose name has the short e sound.  
Then, write the word that names the picture.



---



# Phonics 6 – Single Vowels

## Short e

Write the word from the box that best completes each sentence.

beg

smell

net

wet

nest

1. Dad had the frog in a \_\_\_\_\_.



2. The bird sleeps in its \_\_\_\_\_.



3. Can you \_\_\_\_\_ the flower?



4. The shirt is \_\_\_\_\_.



5. My dog likes to \_\_\_\_\_.



# Phonics 6 – Single Vowels

## Short e

Write three short e words of your own. Then, use each word in a sentence.

1. \_\_\_\_\_

2. \_\_\_\_\_

3. \_\_\_\_\_

1. \_\_\_\_\_

2. \_\_\_\_\_

3. \_\_\_\_\_

# Phonics 6 – Single Vowels

## Short i

Write the word from the box that names each picture.

hill  
milk

dig  
hit

fish  
ring

bib  
six

sit  
pig



--	--	--



--	--	--	--



--	--	--	--



--	--	--




--	--	--



--	--	--	--



--	--	--



--	--	--	--



--	--	--



--	--	--

# Phonics 6 – Single Vowels

## Short i

Write the word from the box that best completes each sentence.

lid

zip

dig

milk


crib

1. Spike likes to \_\_\_\_\_ in the yard.
2. Mom put the baby in the \_\_\_\_\_.
3. We drink \_\_\_\_\_ at lunch.
4. Tommy put the \_\_\_\_\_ on the pan.
5. I can \_\_\_\_\_ my coat.

# Phonics 6 – Single Vowels

## Short i


Draw a picture of something whose name has the short i sound.  
Then, write a sentence that tells about your picture.



# Phonics 6 – Single Vowels


## Short i

Draw a picture of something that rhymes with each word below.  
Then, write the rhyming word.



pig

\_\_\_\_\_



fish

\_\_\_\_\_



bib

\_\_\_\_\_



hit

\_\_\_\_\_



grill

\_\_\_\_\_

# Phonics 6 – Single Vowels

## Short o

Write the word from the box that names each picture.

dots  
rod

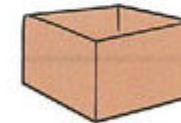
cot  
top

lock  
pot

cob  
hop

box  
fox

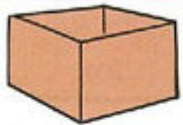
doll  
mop



# Phonics 6 – Single Vowels

## Short o

Draw a picture of something that rhymes with each word below.  
Then, write the rhyming word.



box

\_\_\_\_\_



mop

\_\_\_\_\_



lock

\_\_\_\_\_



spot

\_\_\_\_\_



frog

\_\_\_\_\_



# Phonics 6 – Single Vowels

## Short o

Write the word from the box that best completes each sentence.

hop

top

cot

hot


chop

1. Molly sleeps on the \_\_\_\_\_.
2. Dad can \_\_\_\_\_ with the ax.
3. The pot is very \_\_\_\_\_.
4. The bunny likes to \_\_\_\_\_.
5. Can you spin a \_\_\_\_\_?

# Phonics 6 – Single Vowels

## Short i

Draw a picture of something whose name has the short o sound.  
Then, write a sentence that tells about your picture.



A large rounded rectangular box with a purple border, intended for drawing and writing. At the bottom of the box, there are two horizontal black lines for writing a sentence.

# Phonics 6 – Single Vowels

## Short u

Write the word from the box that names each picture.

run  
bus

cub  
mug

pup  
hug

tub  
bug

nut  
bun

sun  
rug



# Phonics 6 – Single Vowels

## Short u

Draw a picture of something that rhymes with each word below.  
Then, write the rhyming word.



bun

\_\_\_\_\_



jump

\_\_\_\_\_



hug

\_\_\_\_\_



cub

\_\_\_\_\_



pup

\_\_\_\_\_

# Phonics 6 – Single Vowels

## Short u

Write the word from the box that best completes each sentence.

bus      drum      sun      rug      bug

1. The \_\_\_\_\_ is very hot.



2. I take the \_\_\_\_\_ to school.



3. I see a \_\_\_\_\_ on my leg.



4. The \_\_\_\_\_ is green and blue.



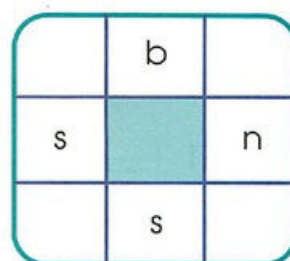

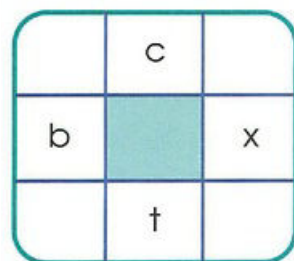
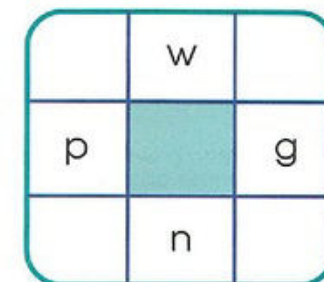
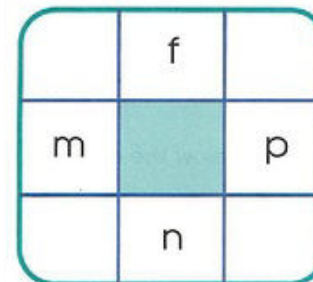
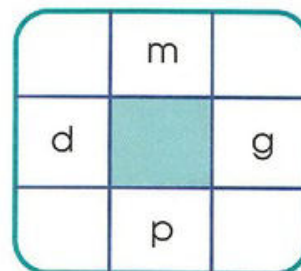
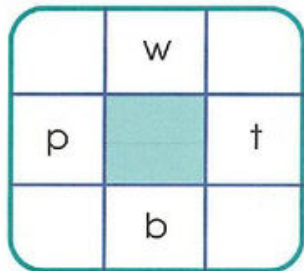
5. I can play the \_\_\_\_\_.



# Phonics 6 – Single Vowels

## Review

Write a vowel in the middle of each puzzle that will make a word across and down.



# Phonics 6 – Single Vowels

## Review

Write the word from the box that best completes each sentence.

fox    jump    tag    bed    cup    six    top    map



\_\_\_\_\_



\_\_\_\_\_



\_\_\_\_\_



\_\_\_\_\_



\_\_\_\_\_



\_\_\_\_\_



\_\_\_\_\_



\_\_\_\_\_

# Phonics 6 – Single Vowels

## Review

Write a word that has each short vowel sound listed below.  
Use different words than those on the previous page.

1. a \_\_\_\_\_

4. o \_\_\_\_\_

2. e \_\_\_\_\_

5. u \_\_\_\_\_

3. i \_\_\_\_\_